

Grid[®] Report for Security Awareness Training | Summer 2023



Security Awareness Training Software

Contenders								Leaders
Niche								High Performers

Market Presence

Satisfaction

G2 Grid[®] Scoring

(Security Awareness Training Software continues on next page)

Security Awareness Training Software (continued)

Security Awareness Training Software Definition

Security awareness training software provides businesses with online courses to train and assess their employees' security readiness. Businesses use these tools to outsource security training to specialized providers with experience and courses specific to a variety of security measures. Many of these tools deliver simulated attacks or fraudulent emails to help employees better identify malicious content before encountering it in real-life scenarios.

While some [online course providers](#) offer security awareness training, the products listed in this category are courses specific to cybersecurity and information security in the workplace.

To qualify for inclusion in the Security Awareness Training category, a product must:

- ▶ Provide educational security courses
- ▶ Offer online classes or a web-based educational content
- ▶ Provide training and assessment tools

Security Awareness Training Grid® Scoring Description

Products shown on the Grid® for Security Awareness Training have received a minimum of 10 reviews/ratings in data gathered by May 23, 2023. Products are ranked by customer satisfaction (based on user reviews) and market presence (based on market share, seller size, and social impact) and placed into four categories on the Grid®:

- ▶ Products in the Leader quadrant are rated highly by G2 users and have substantial Market Presence scores. Leaders include: [KnowBe4 Security Awareness Training](#), [Hoxhunt](#), [MetaCompliance Security Awareness Training](#), [Proofpoint Security Awareness Training](#), [Infosec IQ](#), [Arctic Wolf](#), [SANS Security Awareness Training](#), [SoSafe](#), and [Webroot Security Awareness Training](#)
- ▶ High Performing products have high customer Satisfaction scores and low Market Presence compared to the rest of the category. High Performers include: [PhishingBox](#), [usecure](#), [Curricula](#), [CybeReady Security Awareness Training Platform](#), [NINJIO Security Awareness](#), [Carbide](#), [Hook Security](#), [Phished](#), [Defendify All-In-One Cybersecurity Solution](#), [Global Learning Systems](#), [CyberHoot Cybersecurity Awareness Training](#), [Junglemap](#), [cyberconIQ Cyber Awareness Training](#), [GoldPhish](#), and [CultureAI](#)
- ▶ Contender products have relatively low customer Satisfaction scores and high Market Presence compared to the rest of the category. While they may have positive reviews, they do not have enough reviews to validate those ratings. Contenders include: [Immersive Labs](#), and [Symantec Phishing Readiness](#)
- ▶ Niche products have relatively low Satisfaction scores and low Market Presence compared to the rest of the category. While they may have positive reviews, they do not have enough reviews to validate those ratings. Niche products include: [Secure Code Warrior](#), [CyberVista](#), [Avatao](#), [BullPhish ID](#), [ThreatAdvice Cybersecurity Education](#), [Inspired eLearning Powered by VIPRE](#), [ThreatCop](#), and [Haekka](#)



Grid® Scores for Security Awareness Training Software

The table below shows the Satisfaction and Market Presence scores that determine product placement on the Grid®. To learn more about each of the products, please see the profile section.

Leaders

	# of Reviews	Satisfaction	Market Presence	G2 Score
KnowBe4 Security Awareness Training	1192	78	99	89
Hoxhunt	1727	95	69	82
MetaCompliance Security Awareness Training	762	80	63	72
Proofpoint Security Awareness Training	195	53	84	68
Infosec IQ	588	64	72	68
Arctic Wolf	25	64	69	67
SANS Security Awareness Training	16	54	68	61
SoSafe	59	63	56	59
Webroot Security Awareness Training	47	62	51	57

High Performers

PhishingBox	165	64	48	56
usecure	160	64	42	53
Curricula	36	66	39	53
CybeReady Security Awareness Training Platform	56	63	40	51
NINJIO Security Awareness	68	62	37	50
Carbide	37	58	39	49
Hook Security: Security Awareness Training	47	63	25	44
Phished	38	56	31	44

(Grid® Scores for Security Awareness Training Software continues on next page)

* Products are ordered by G2 Score. Satisfaction score is used as a tiebreaker if two products have the same G2 Score.



Grid® Scores for Security Awareness Training Software (continued)

The table below shows the Satisfaction and Market Presence scores that determine product placement on the Grid®. To learn more about each of the products, please see the profile section.

High Performers (continued)

	# of Reviews	Satisfaction	Market Presence	G2 Score
Defendify All-In-One Cybersecurity Solution	38	61	24	43
Global Learning Systems	10	56	24	40
CyberHoot Cybersecurity Awareness Training	19	56	24	40
Junglemap	17	57	22	39
cyberconIQ Cyber Awareness Training	11	62	14	38
GoldPhish	11	67	8	37
CultureAI	10	54	13	34

Contenders

Immersive Labs	54	44	60	52
Symantec Phishing Readiness	10	16	66	41

Niche

Secure Code Warrior	18	42	46	44
CyberVista	24	47	22	35
Avatao	35	45	20	33
BullPhish ID	18	39	24	31
ThreatAdvice Cybersecurity Education	28	23	40	31
Inspired eLearning Powered by VIPRE	40	20	42	31
ThreatCop	11	0	23	12
Haekka	10	0	5	3

* Products are ordered by G2 Score. Satisfaction score is used as a tiebreaker if two products have the same G2 Score.



Grid® Methodology

Grid® Rating Methodology

The Grid® represents the democratic voice of real software users, rather than the subjective opinion of one analyst. G2 rates products from the Security Awareness Training category algorithmically based on data sourced from product reviews shared by G2 users and data aggregated from online sources and social networks.

Technology buyers can use the Grid® to help them quickly select the best products for their businesses and to find peers with similar experiences. For sellers, media, investors, and analysts, the Grid® provides benchmarks for product comparison and market trend analysis.

Grid® Scoring Methodology

G2 rates products and sellers based on reviews gathered from our user community, as well as data aggregated from online sources and social networks. We apply a unique algorithm (v3.0) to this data to calculate the Satisfaction and Market Presence scores in real time. The Grid® Report for Security Awareness Training | Summer 2023 is based on scores calculated using the G2 algorithm v3.0 from reviews collected through May 23, 2023. To view the Security Awareness Training Grid® with the most recent data, please visit the [Security Awareness Training](#) page. For more details on Grid® Scoring, please view the [G2 Scoring Methodology here](#).

Grid® Categorization Methodology

Making G2 research relevant and easy for people to use as they evaluate and select business software products is one of our most important goals. In support of that goal, organizing products and software companies in a well-defined structure that makes capturing, evaluating, and displaying reviews and other research in an orderly manner is a critical part of the research process.

To manage the process of categorizing the software products and the related reviews in the G2 community, G2 follows a publicly available [categorization methodology](#). All products appearing on the Grid® have passed through G2's categorization methodology and meet G2's category standards.

Many terms that appear regularly across G2 and are used to aid in product categorization warrant a definition to facilitate buyer understanding. These terms may be included within reviews from the G2 community or in executive summaries for products included on the Grid®. A [list of standard definitions](#) is available to G2 users to eliminate confusion and ease the buying process.

Rating Changes and Dynamics

The ratings in this report are based on a snapshot of the user reviews and social data collected by G2 up through May 23, 2023. The ratings may change as the products are further developed, the sellers grow, and as additional opinions are shared by users. G2 updates the ratings on its website in real time as additional data is received, and this report will be updated as significant data is received. By improving their products and support and/or by having more satisfied customer voices heard, Contenders may become Leaders and Niche sellers may become High Performers.

(Grid® Methodology continues on next page)

**Net Promoter, Net Promoter System, Net Promoter Score, NPS and the NPS-related emoticons are registered trademarks of Bain & Company, Inc., Fred Reichheld and Satmetrix Systems, Inc.

Grid® Methodology (continued)

Trust

Keeping our ratings unbiased is our top priority. We require the use of a LinkedIn account or verified business email address to validate a G2 user's identity and employer. We also validate users by partnering with sellers and organizations to securely authenticate users through select platforms. We do not allow users to review their current or former employers' products, or those of their employers' competitors. Additionally, all reviews are manually checked by our team after our algorithm filters out reviews that don't meet our submission requirements. All reviews must pass our moderation process before they are published.

Our G2 staff does not add any subjective input to the ratings, which are determined algorithmically based on data aggregated from publicly available online sources and social networks. Sellers cannot influence their ratings by spending time or money with us. Only the opinion of real users and data from public sources factor into the ratings.

G2 may occasionally offer incentives for honest reviews to help us gather a full and accurate data set. These incentives are offered as thank-yous for approved reviews. Incentives are never conditioned upon the substance of the review, positive or negative. Each such incentivized review is disclosed with an "Incentivized Review" banner.

Grid® Inclusion Criteria

All products in a G2 category that have at least 10 reviews from real users of the product are included on the Grid®. Inviting other users, such as colleagues and peers, to join G2 and share authentic product reviews will accelerate this process.

If a product is not yet listed on G2 and it fits the market definition above, then users are encouraged to [suggest its addition](#) to our [Security Awareness Training category](#).

Product Profiles

Product profiles and detailed charts are included for products with 10 or more reviews.

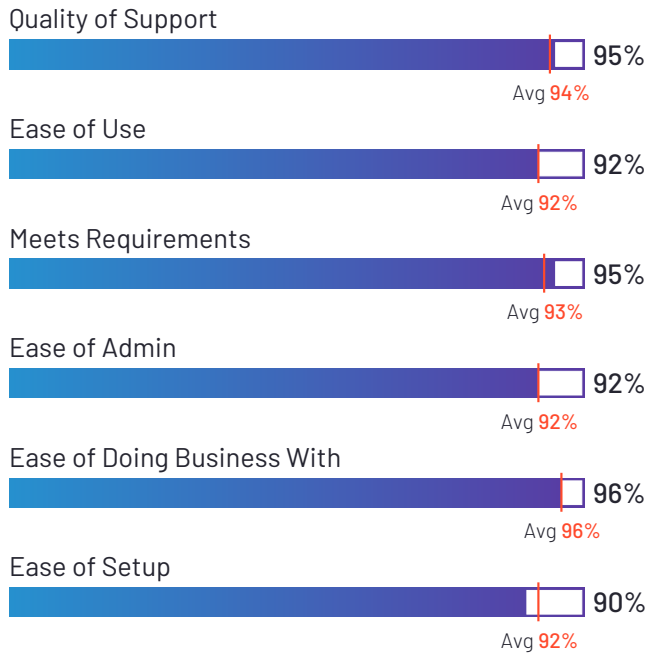


4.7 ★★★★★ (1,207)

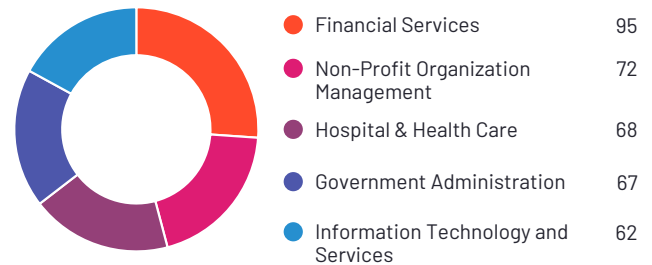


KnowBe4 Security Awareness Training has been named a Leader based on receiving a high customer Satisfaction score and having a large Market Presence. KnowBe4 Security Awareness Training has the largest Market Presence among products in Security Awareness Training. 99% of users rated it 4 or 5 stars, 96% of users believe it is headed in the right direction, and users said they would be likely to recommend KnowBe4 Security Awareness Training at a rate of 94%.


Satisfaction Ratings



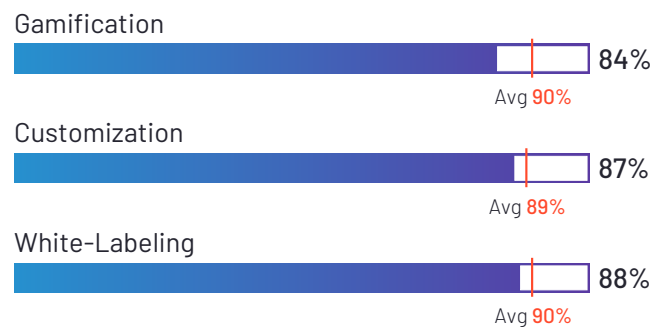
Top Industries Represented



Highest-Rated Features



Lowest-Rated Features



Ownership
KnowBe4, Inc.



HQ Location
Clearwater, FL



Year Founded
2010



Employees (Listed On LinkedIn)
1,756



Company Website
knowbe4.com



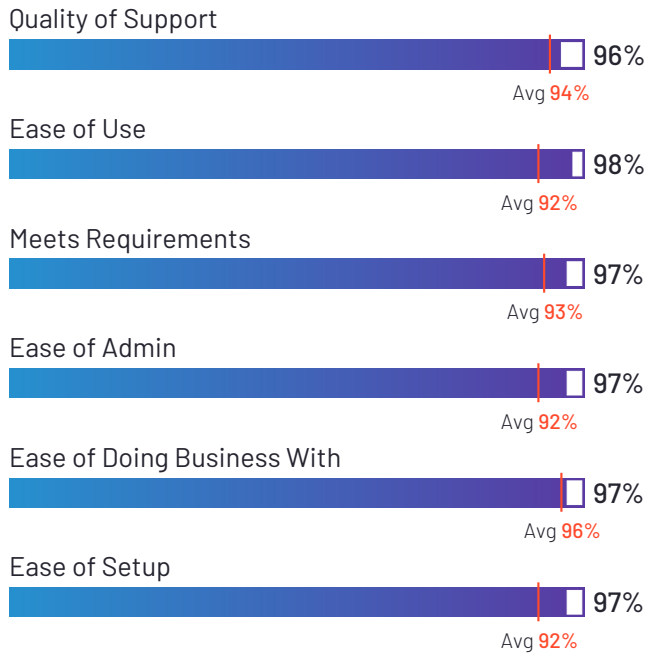
Hoxhunt

4.8 ★★★★★ (1,756)

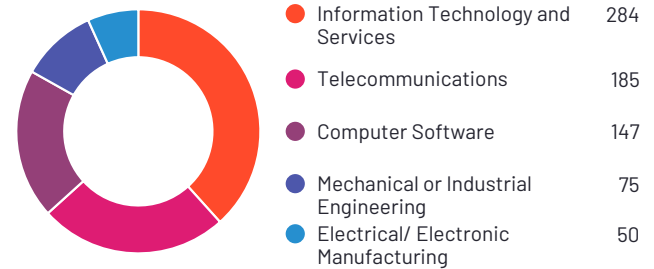


Hoxhunt has been named a Leader based on receiving a high customer Satisfaction score and having a large Market Presence. Hoxhunt received the highest Satisfaction score among products in Security Awareness Training. 99% of users rated it 4 or 5 stars, 87% of users believe it is headed in the right direction, and users said they would be likely to recommend Hoxhunt at a rate of 97%.

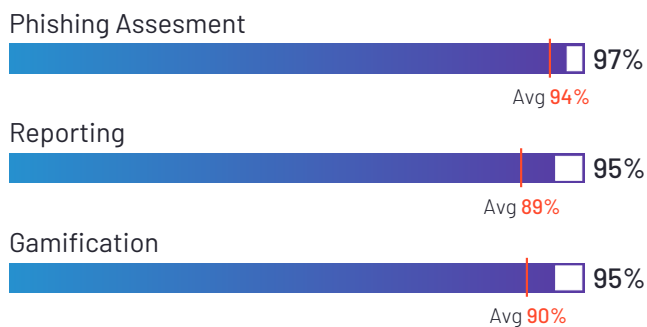
Satisfaction Ratings



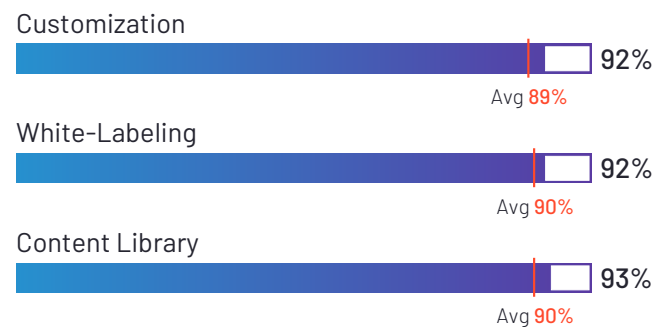
Top Industries Represented



Highest-Rated Features



Lowest-Rated Features



Ownership
Hoxhunt



HQ Location
Helsinki, Southern Finland



Year Founded
2016



Employees (Listed On LinkedIn)
140



Company Website
hoxhunt.com



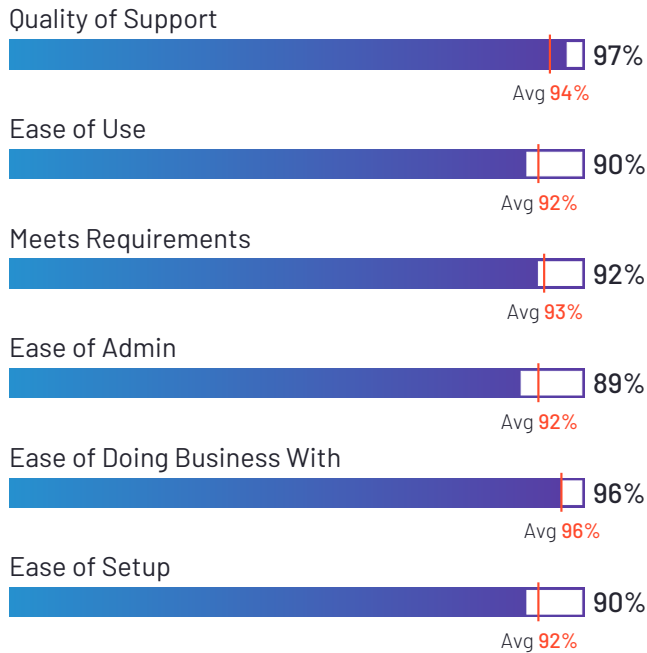
MetaCompliance Security Awareness Training

4.6 ★★★★★ (771)




MetaCompliance Security Awareness Training has been named a Leader based on receiving a high customer Satisfaction score and having a large Market Presence. 98% of users rated it 4 or 5 stars, 94% of users believe it is headed in the right direction, and users said they would be likely to recommend MetaCompliance Security Awareness Training at a rate of 92%.

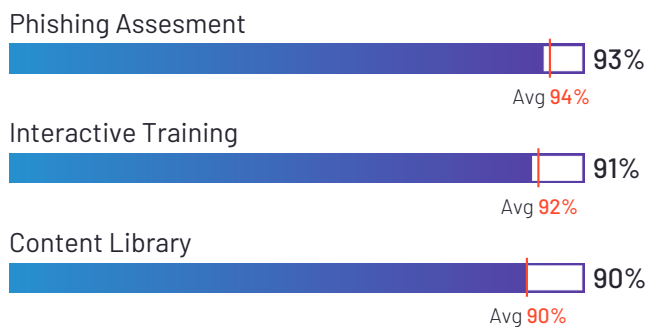
Satisfaction Ratings



Top Industries Represented



Highest-Rated Features



Lowest-Rated Features



Ownership
MetaCompliance



Year Founded
2005



Employees (Listed On LinkedIn)
163



Company Website
metacompliance.com



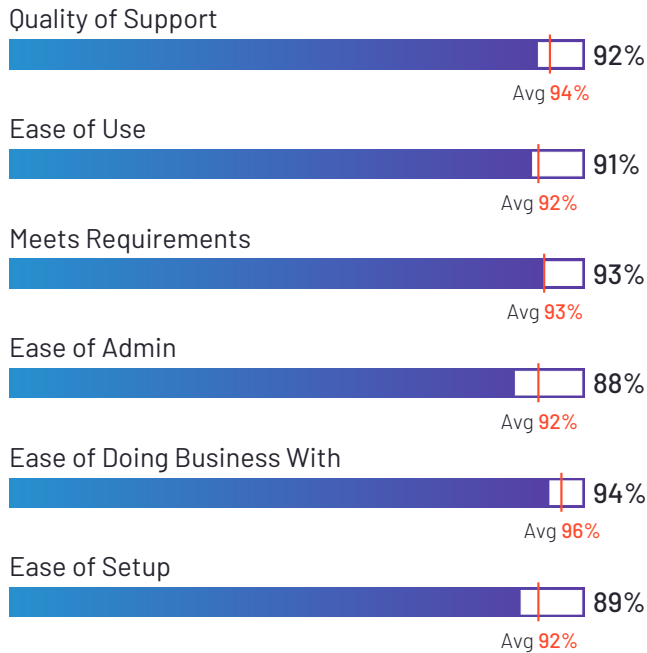
Proofpoint Security Awareness Training

4.5 ★★★★★ (199)

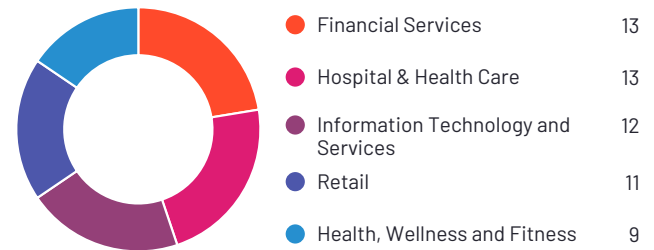


Proofpoint Security Awareness Training has been named a Leader based on receiving a high customer Satisfaction score and having a large Market Presence. 96% of users rated it 4 or 5 stars, 93% of users believe it is headed in the right direction, and users said they would be likely to recommend Proofpoint Security Awareness Training at a rate of 90%.


Satisfaction Ratings



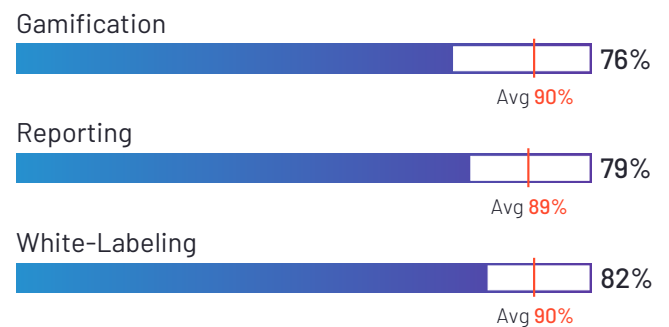
Top Industries Represented



Highest-Rated Features



Lowest-Rated Features



Ownership
ProofPoint



HQ Location
Sunnyvale, CA



Year Founded
2002



Employees (Listed On LinkedIn)
4,359



Company Website
proofpoint.com



INFOSEC IQ

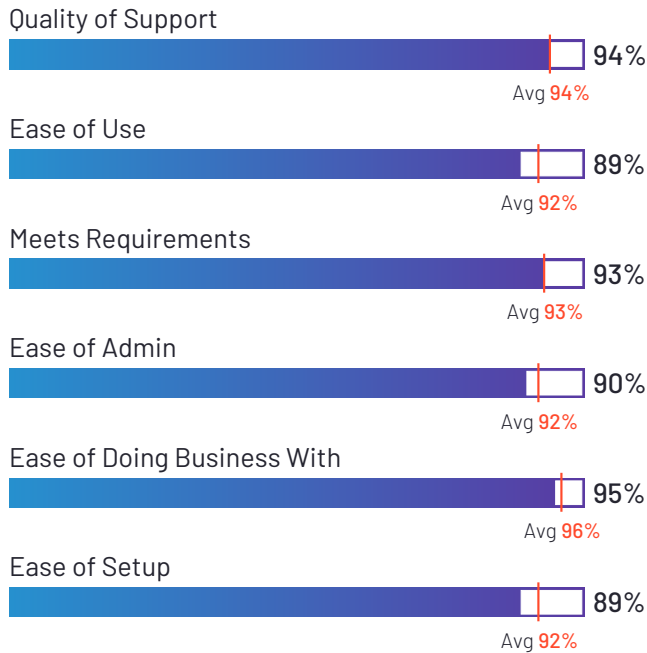
Infosec IQ

4.5 ★★★★★ (619)

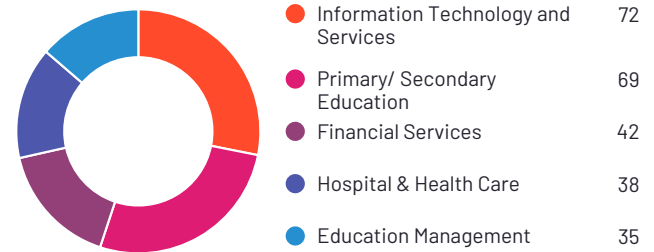


Infosec IQ has been named a Leader based on receiving a high customer Satisfaction score and having a large Market Presence. 97% of users rated it 4 or 5 stars, 91% of users believe it is headed in the right direction, and users said they would be likely to recommend Infosec IQ at a rate of 91%.


Satisfaction Ratings



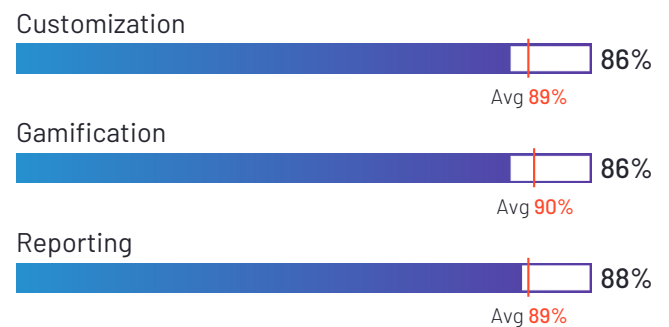
Top Industries Represented



Highest-Rated Features



Lowest-Rated Features



Ownership
Infosec



HQ Location
Madison, Wisconsin



Year Founded
2004



Employees (Listed On LinkedIn)
319



Company Website
infosecinstitute.com



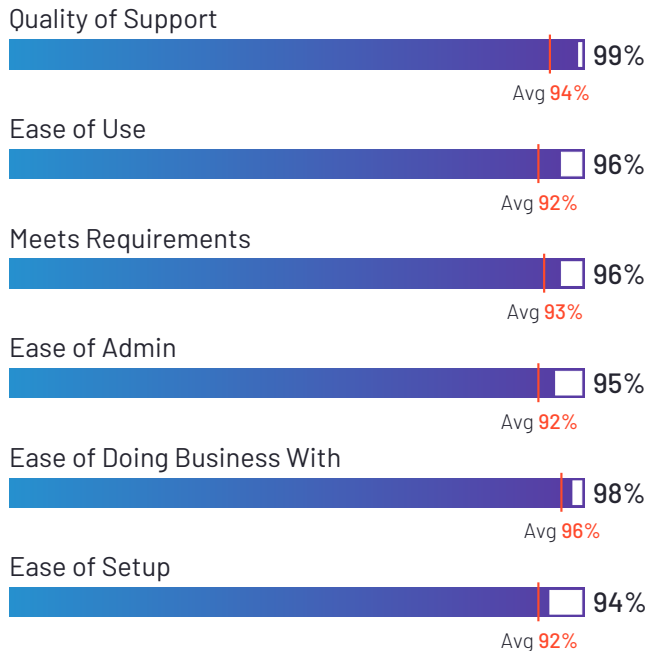
Arctic Wolf

4.7 ★★★★★ (128)

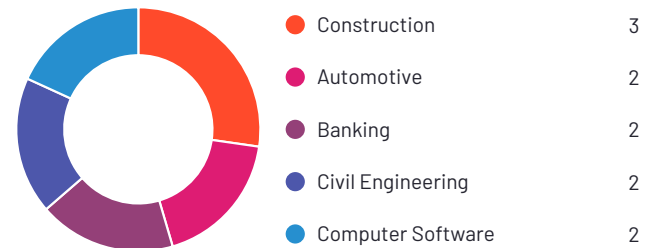


Arctic Wolf has been named a Leader based on receiving a high customer Satisfaction score and having a large Market Presence. 100% of users rated it 4 or 5 stars, 94% of users believe it is headed in the right direction, and users said they would be likely to recommend Arctic Wolf at a rate of 96%. Arctic Wolf is also in the Risk-Based Vulnerability Management, Managed Detection and Response (MDR), and Cloud Detection and Response (CDR) categories.

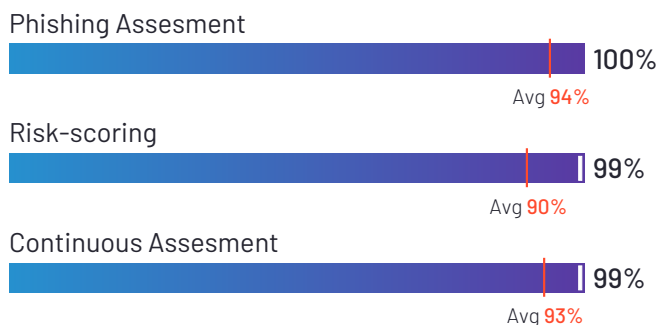
Satisfaction Ratings



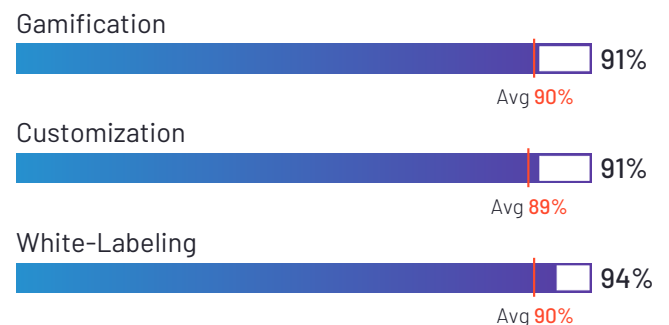
Top Industries Represented



Highest-Rated Features



Lowest-Rated Features



Ownership
Arctic Wolf Networks



HQ Location
Eden Prairie, MN



Year Founded
2012



Employees (Listed On LinkedIn)
2,124



Company Website
arcticwolf.com

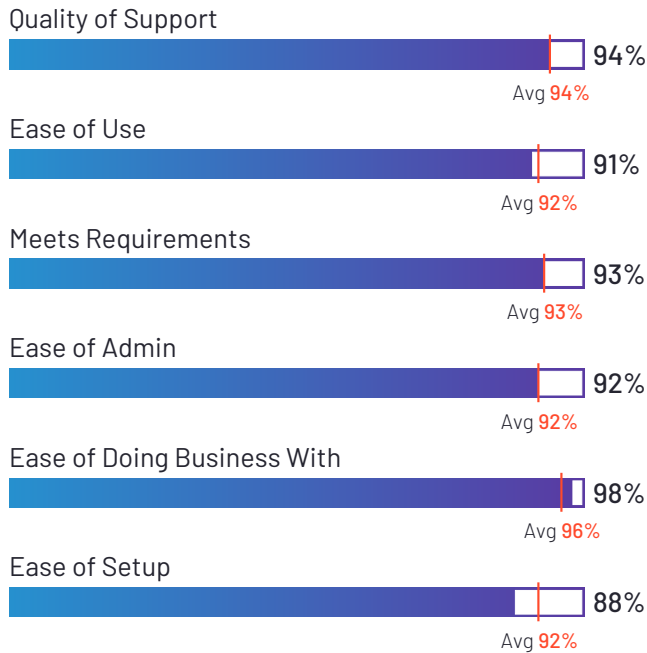


4.5 ★★★★★ (16)




SANS Security Awareness Training has been named a Leader based on receiving a high customer Satisfaction score and having a large Market Presence. 94% of users rated it 4 or 5 stars, 100% of users believe it is headed in the right direction, and users said they would be likely to recommend SANS Security Awareness Training at a rate of 90%.

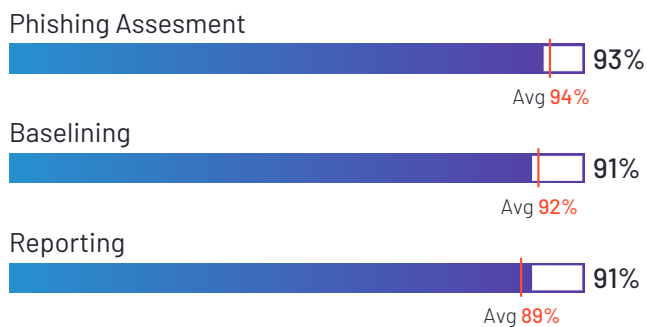
Satisfaction Ratings



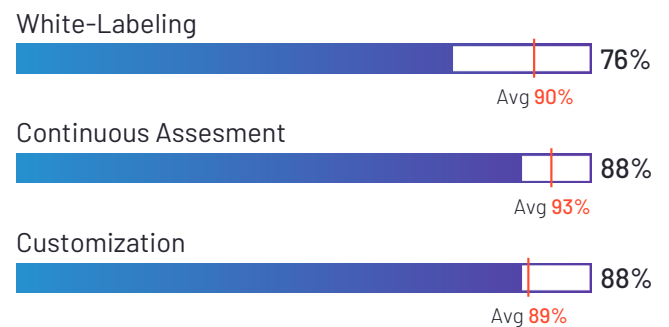
Top Industries Represented



Highest-Rated Features



Lowest-Rated Features



Ownership
SANS Institute



HQ Location
Rockville, Maryland



Year Founded
1989



Employees (Listed On LinkedIn)
1,449



Company Website
www.sans.org



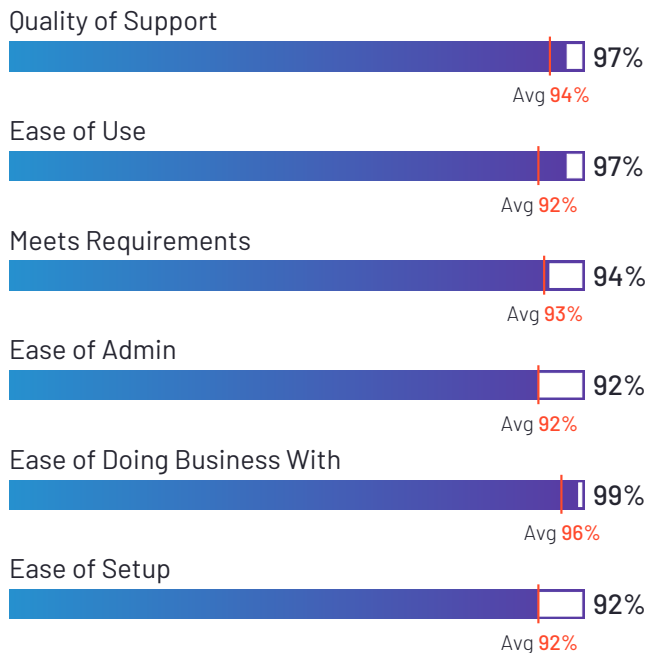
SoSafe

4.7 ★★★★★ (60)

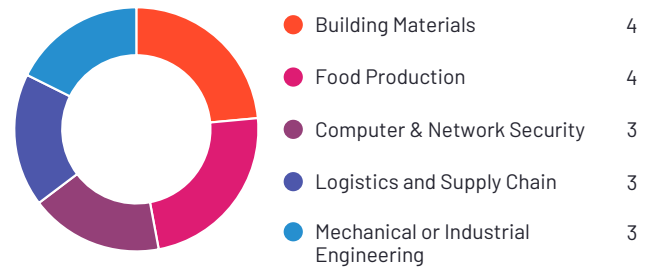


SoSafe has been named a Leader based on receiving a high customer Satisfaction score and having a large Market Presence. 98% of users rated it 4 or 5 stars, 95% of users believe it is headed in the right direction, and users said they would be likely to recommend SoSafe at a rate of 94%.

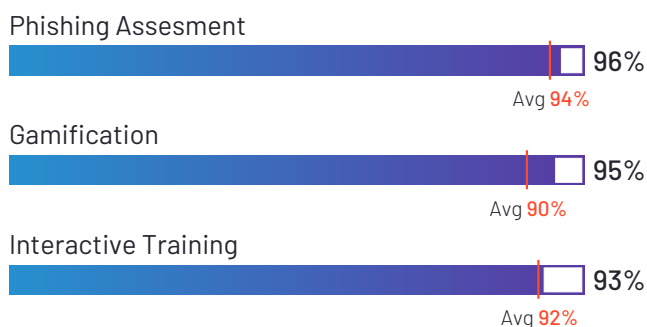
Satisfaction Ratings



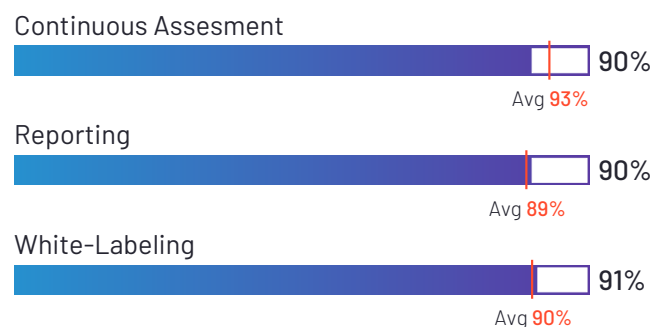
Top Industries Represented



Highest-Rated Features



Lowest-Rated Features



Ownership
SoSafe GmbH



HQ Location
Cologne, North
Rhine-Westphalia



Year Founded
2018



**Employees (Listed
On LinkedIn)**
353



Company Website
sosafe-awareness.com

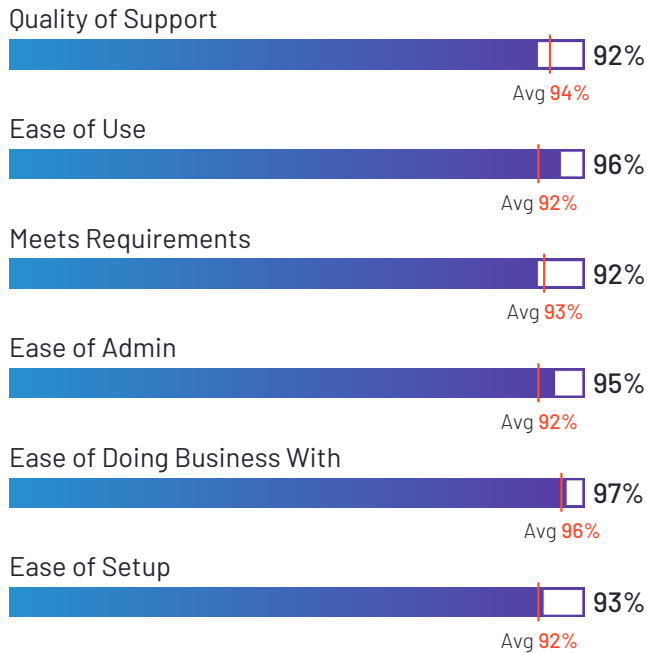


4.4 ★★★★★ (71)



Webroot Security Awareness Training has been named a Leader based on receiving a high customer Satisfaction score and having a large Market Presence. 89% of users rated it 4 or 5 stars, 91% of users believe it is headed in the right direction, and users said they would be likely to recommend Webroot Security Awareness Training at a rate of 89%.

Satisfaction Ratings



Top Industries Represented



Ownership
Webroot



HQ Location
Broomfield, CO



Employees (Listed On LinkedIn)
317



Company Website
webroot.com



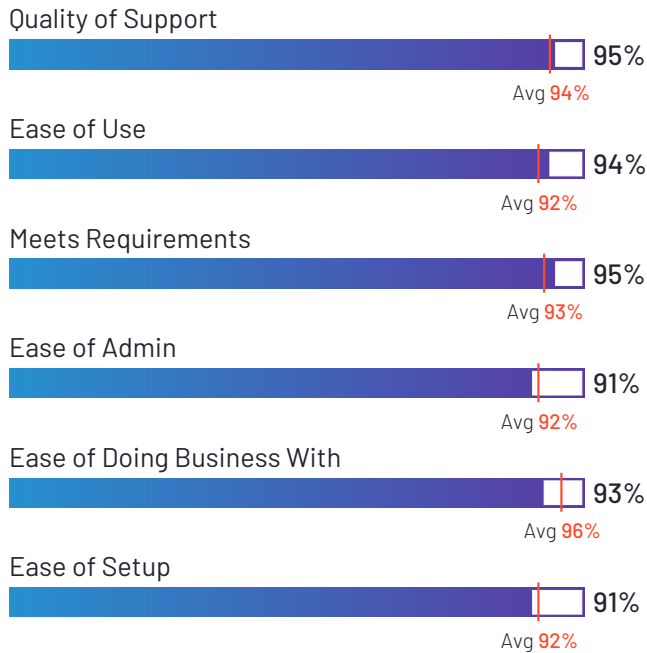
PhishingBox

4.6 ★★★★★ (166)



PhishingBox has been named a High Performer product based on having high customer Satisfaction scores and a low Market Presence compared to the rest of the category. 97% of users rated it 4 or 5 stars, 94% of users believe it is headed in the right direction, and users said they would be likely to recommend PhishingBox at a rate of 93%.


Satisfaction Ratings



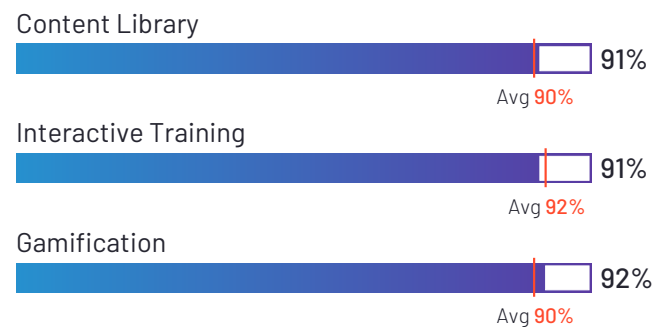
Top Industries Represented



Highest-Rated Features



Lowest-Rated Features



Ownership
PhishingBox



HQ Location
Lexington, Kentucky



Year Founded
2013



Employees (Listed On LinkedIn)
24



Company Website
phishingbox.com



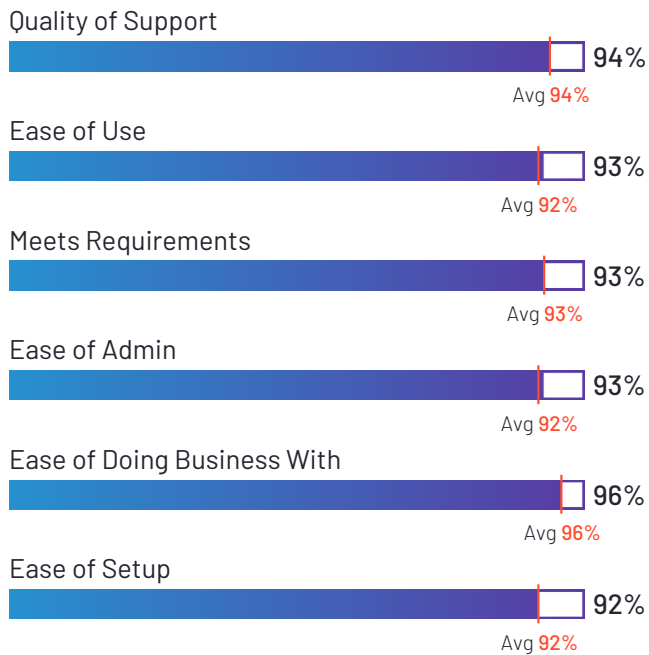
usecure

4.6 ★★★★★ (167)

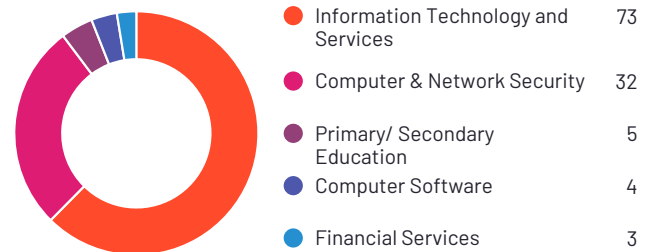


usecure has been named a High Performer product based on having high customer Satisfaction scores and a low Market Presence compared to the rest of the category. 98% of users rated it 4 or 5 stars, 94% of users believe it is headed in the right direction, and users said they would be likely to recommend usecure at a rate of 93%. usecure is also in the Dark Web Monitoring category.

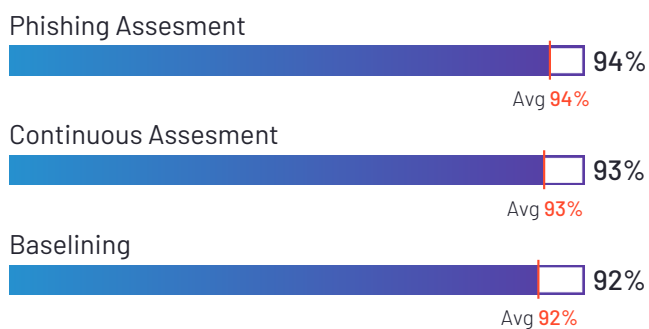
Satisfaction Ratings



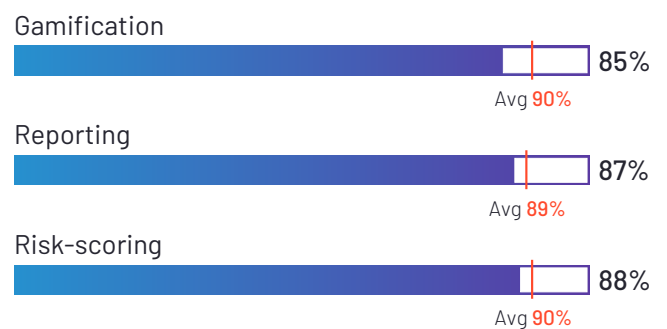
Top Industries Represented



Highest-Rated Features



Lowest-Rated Features



Ownership
usecure



HQ Location
Manchester



Year Founded
2016



Employees (Listed On LinkedIn)
33



Company Website
www.usecure.io



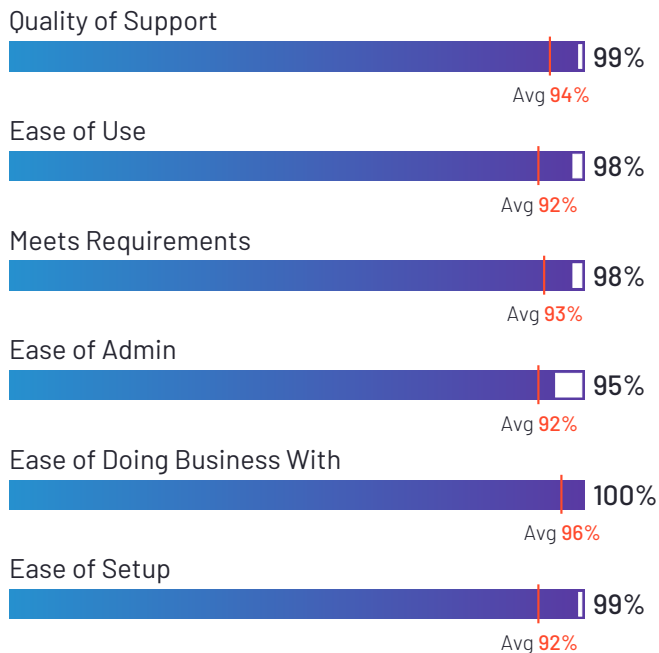
Curricula

4.9 ★★★★★ (38)



Curricula has been named a High Performer product based on having high customer Satisfaction scores and a low Market Presence compared to the rest of the category. 97% of users rated it 4 or 5 stars, 95% of users believe it is headed in the right direction, and users said they would be likely to recommend Curricula at a rate of 98%.

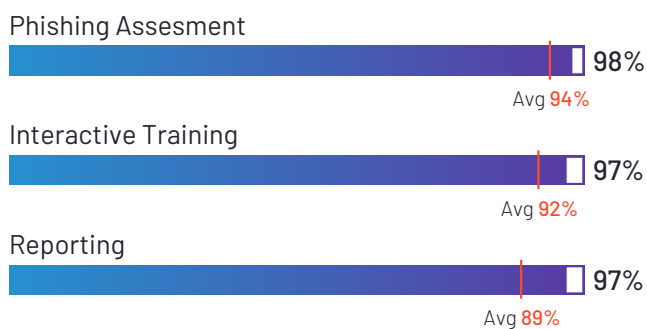
Satisfaction Ratings



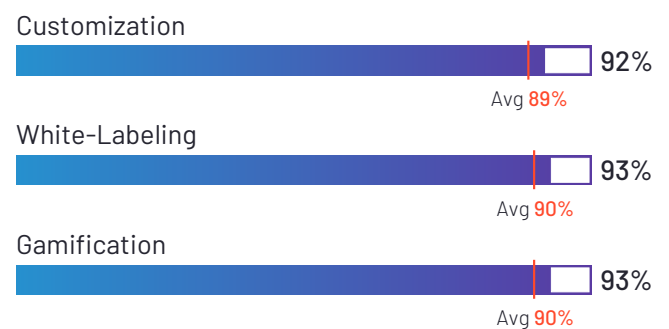
Top Industries Represented



Highest-Rated Features



Lowest-Rated Features



Ownership
Curricula



HQ Location
Atlanta, GA



Year Founded
2015



Employees (Listed On LinkedIn)
11



Company Website
curricula.com



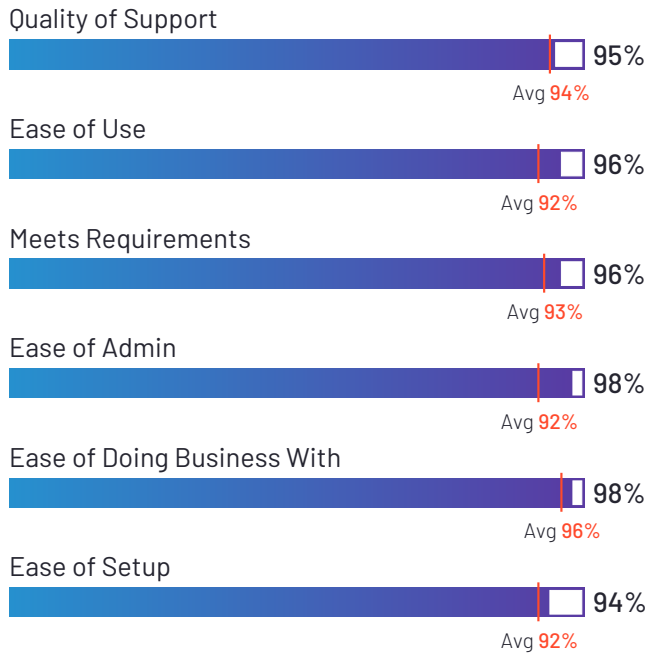
CybeReady Security Awareness Training Platform

4.7 ★★★★★ (58)



CybeReady Security Awareness Training Platform has been named a High Performer product based on having high customer Satisfaction scores and a low Market Presence compared to the rest of the category. 98% of users rated it 4 or 5 stars, 100% of users believe it is headed in the right direction, and users said they would be likely to recommend CybeReady Security Awareness Training Platform at a rate of 94%.


Satisfaction Ratings



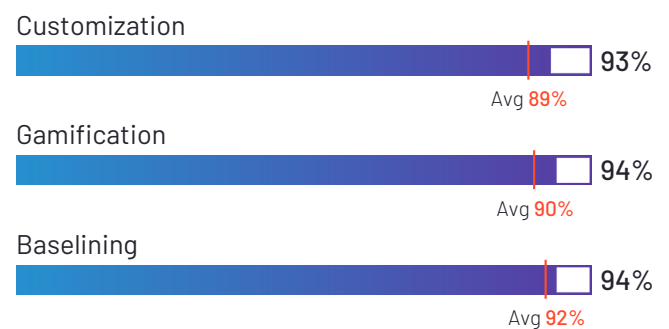
Top Industries Represented



Highest-Rated Features



Lowest-Rated Features



Ownership
CybeReady



HQ Location
Santa Clara,
California



Year Founded
2018



**Employees (Listed
On LinkedIn)**
40



Company Website
cybeready.com



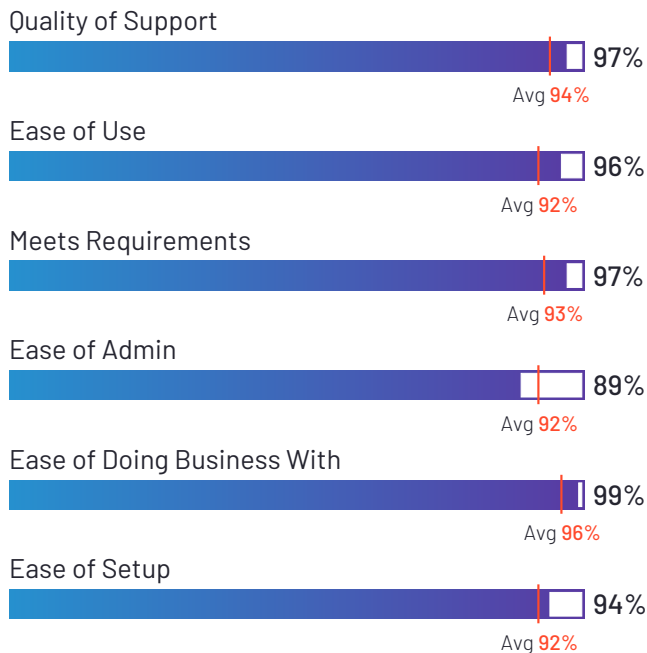
NINJIO Security Awareness

4.9 ★★★★★ (71)

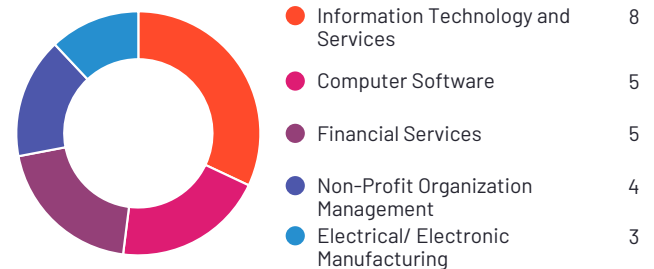


NINJIO Security Awareness has been named a High Performer product based on having high customer Satisfaction scores and a low Market Presence compared to the rest of the category. 100% of users rated it 4 or 5 stars, 100% of users believe it is headed in the right direction, and users said they would be likely to recommend NINJIO Security Awareness at a rate of 97%.

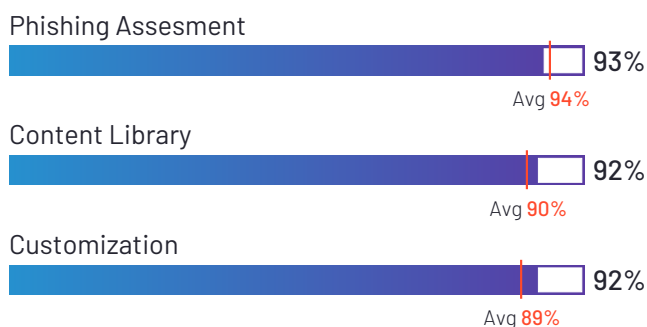
Satisfaction Ratings



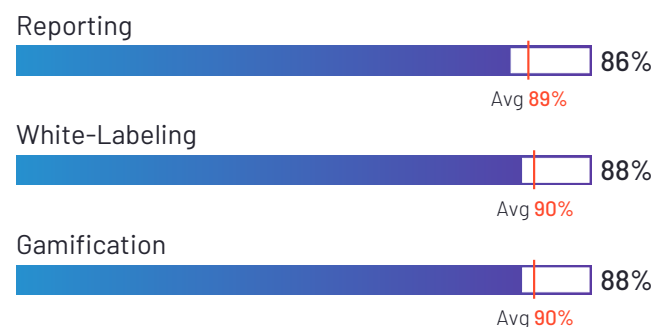
Top Industries Represented



Highest-Rated Features



Lowest-Rated Features



Ownership
NINJIO



HQ Location
Westlake Village,
California



Year Founded
2015



**Employees (Listed
On LinkedIn)**
66



Company Website
ninjio.com



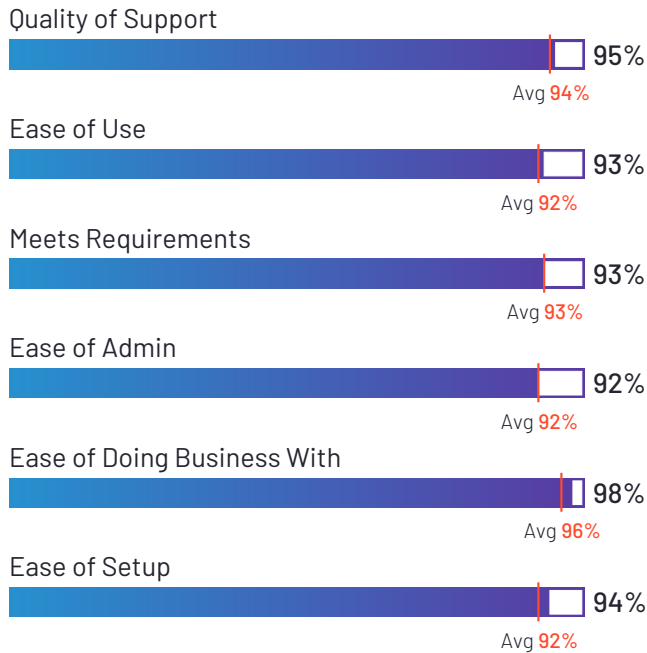
Carbide

4.7 ★★★★★ (45)

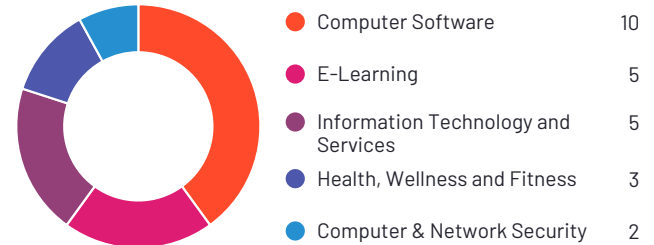


Carbide has been named a High Performer product based on having high customer Satisfaction scores and a low Market Presence compared to the rest of the category. 97% of users rated it 4 or 5 stars, 96% of users believe it is headed in the right direction, and users said they would be likely to recommend Carbide at a rate of 93%. Carbide is also in the Security Compliance, Privacy Policy Generator, and Cloud Compliance categories.

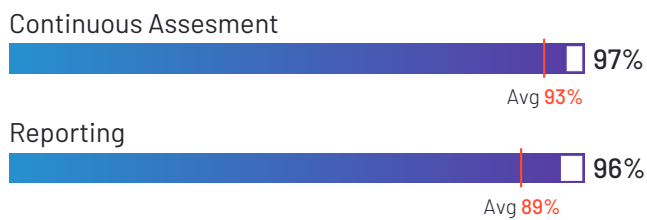
Satisfaction Ratings



Top Industries Represented



Highest-Rated Features



Lowest-Rated Features



Ownership
Carbide



HQ Location
Sydney, Nova Scotia



Employees (Listed On LinkedIn)
51



Company Website
carbidesecure.com



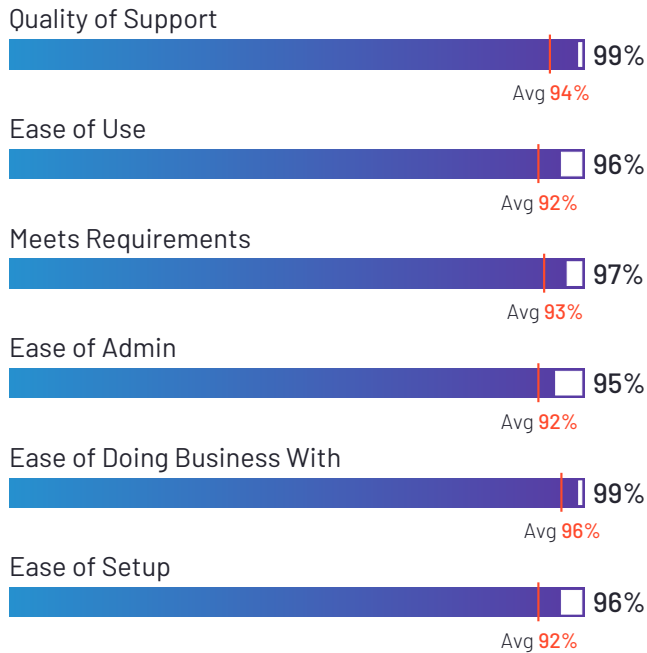
Hook Security

4.7 ★★★★★ (47)

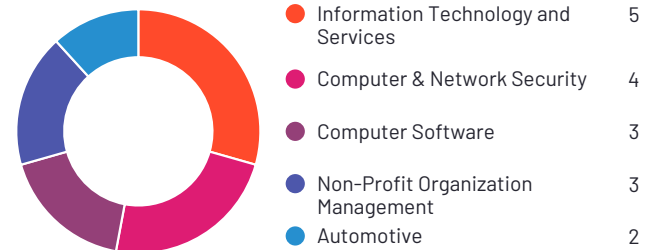


Hook Security has been named a High Performer product based on having high customer Satisfaction scores and a low Market Presence compared to the rest of the category. 100% of users rated it 4 or 5 stars, 96% of users believe it is headed in the right direction, and users said they would be likely to recommend Hook Security: Security Awareness Training at a rate of 94%.

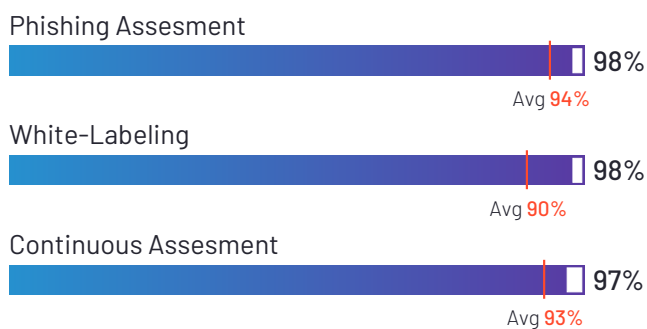
Satisfaction Ratings



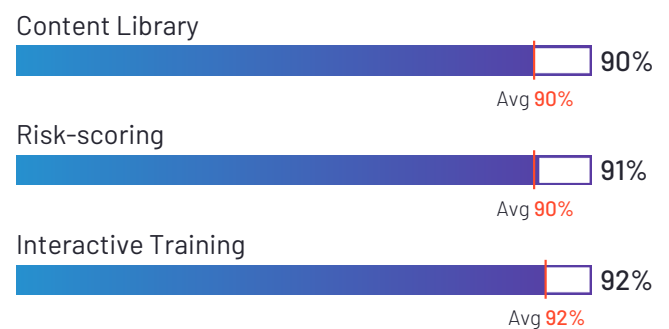
Top Industries Represented



Highest-Rated Features



Lowest-Rated Features



Ownership
Hook Security



HQ Location
Greenville, South Carolina



Year Founded
2019



Employees (Listed On LinkedIn)
20



Company Website
hooksecurity.co



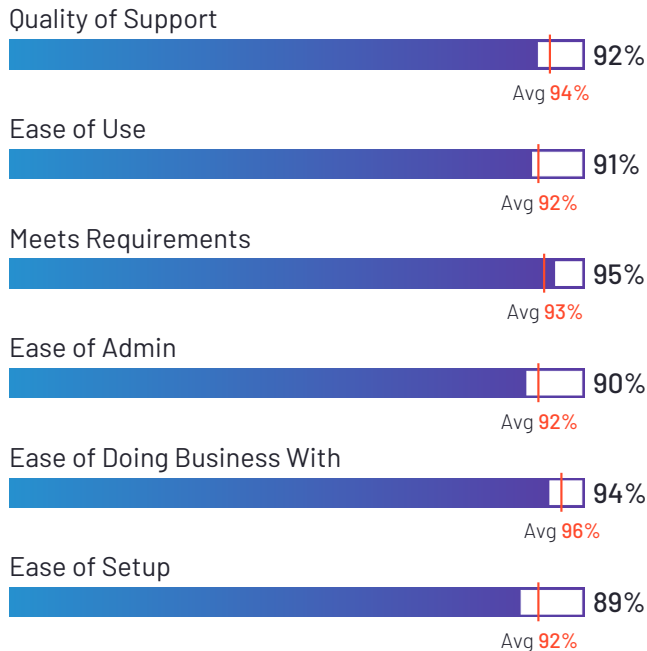
Phished

4.6 ★★★★★ (39)

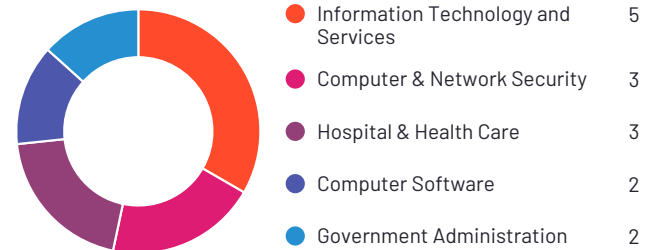


Phished has been named a High Performer product based on having high customer Satisfaction scores and a low Market Presence compared to the rest of the category. 100% of users rated it 4 or 5 stars, 100% of users believe it is headed in the right direction, and users said they would be likely to recommend Phished at a rate of 92%.

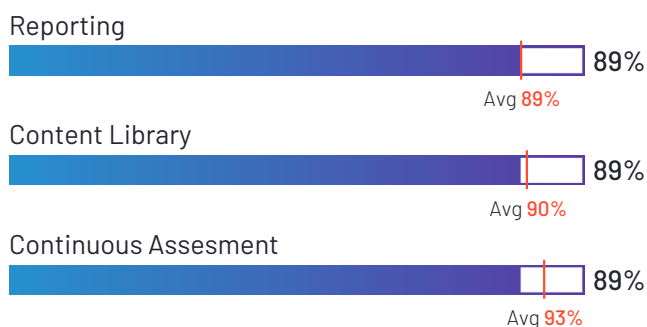
Satisfaction Ratings



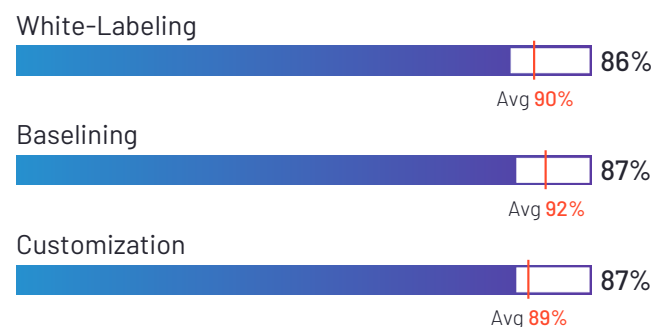
Top Industries Represented



Highest-Rated Features



Lowest-Rated Features



Ownership
Phished



HQ Location
Leuven, Vlaanderen



Year Founded
2018



Employees (Listed On LinkedIn)
39



Company Website
phished.io



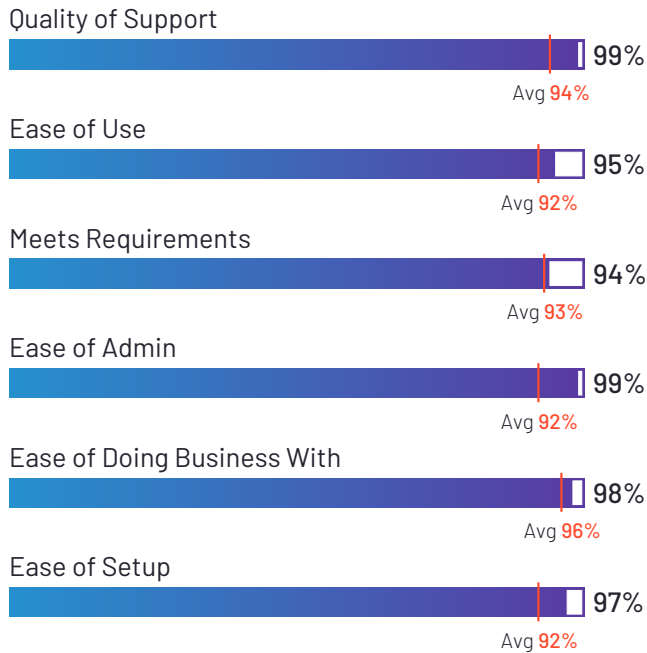
DEFENDIFY

4.7 ★★★★★ (46)

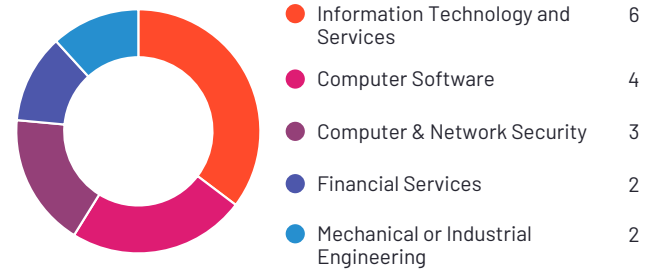


Defendify All-In-One Cybersecurity Solution has been named a High Performer product based on having high customer Satisfaction scores and a low Market Presence compared to the rest of the category. 100% of users rated it 4 or 5 stars, 95% of users believe it is headed in the right direction, and users said they would be likely to recommend Defendify All-In-One Cybersecurity Solution at a rate of 94%. Defendify All-In-One Cybersecurity Solution is also in the Dark Web Monitoring, Breach and Attack Simulation (BAS), Managed Detection and Response (MDR), Penetration Testing, Website Security, Vulnerability Scanner, Incident Response, Threat Intelligence, and Vulnerability Management categories.

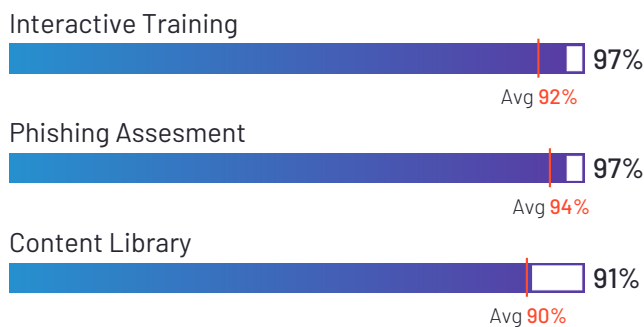
Satisfaction Ratings



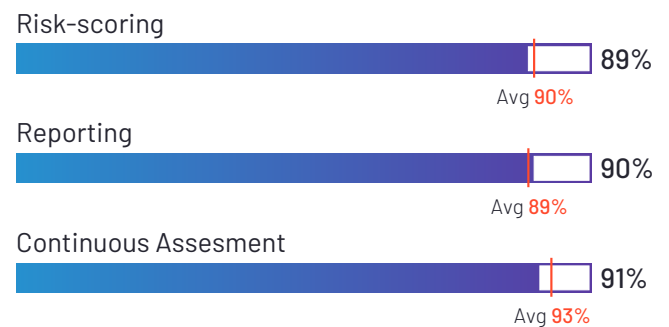
Top Industries Represented



Highest-Rated Features



Lowest-Rated Features



Ownership
Defendify



HQ Location
Portland, Maine



Year Founded
2017



Employees (Listed On LinkedIn)
26



Company Website
defendify.com

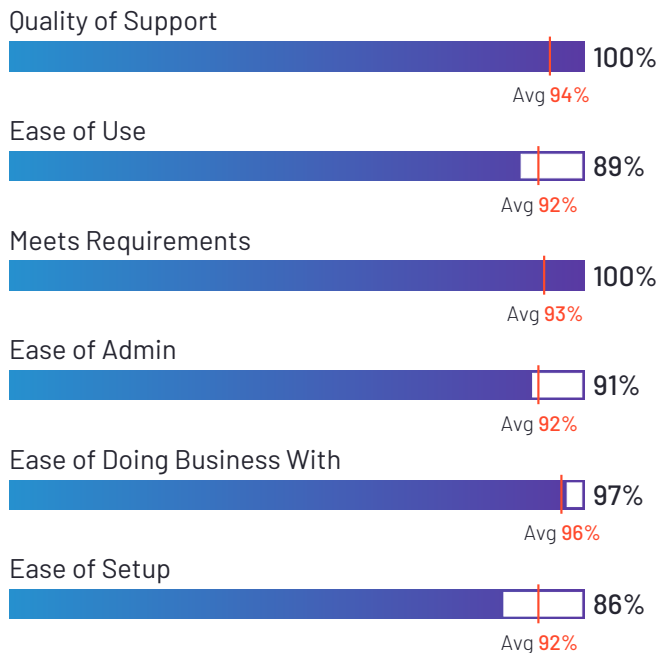


4.9 ★★★★★ (10)

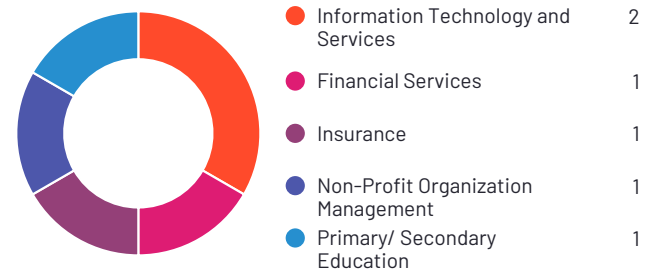


Global Learning Systems has been named a High Performer product based on having high customer Satisfaction scores and a low Market Presence compared to the rest of the category. 100% of users rated it 4 or 5 stars, 80% of users believe it is headed in the right direction, and users said they would be likely to recommend Global Learning Systems at a rate of 98%.

Satisfaction Ratings



Top Industries Represented



Ownership
Global Learning
Systems



HQ Location
Columbia, MD



Year Founded
2000



**Employees (Listed
On LinkedIn)**
29



Company Website
globallearningsystems.com

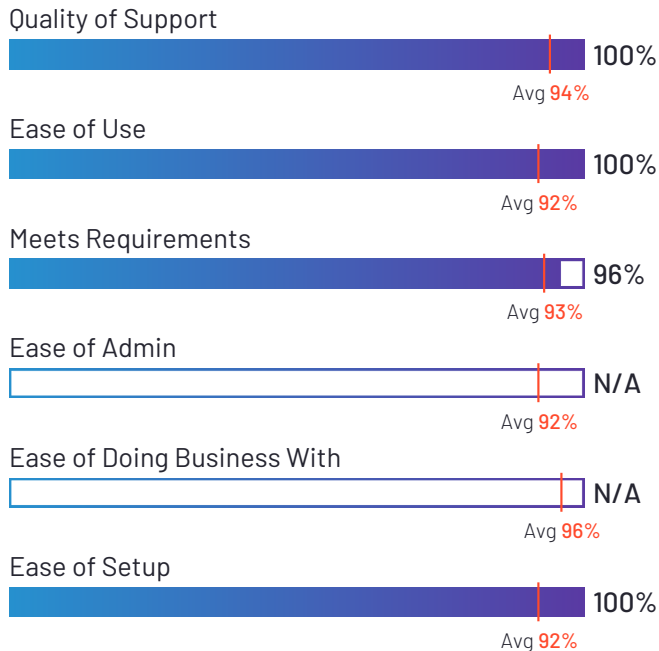


4.8 ★★★★★ (19)



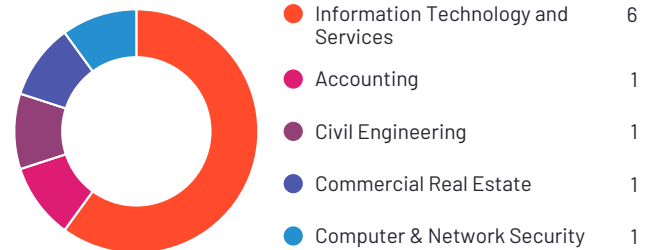
CyberHoot Cybersecurity Awareness Training has been named a High Performer product based on having high customer Satisfaction scores and a low Market Presence compared to the rest of the category. 100% of users rated it 4 or 5 stars, 91% of users believe it is headed in the right direction, and users said they would be likely to recommend CyberHoot Cybersecurity Awareness Training at a rate of 97%.

Satisfaction Ratings

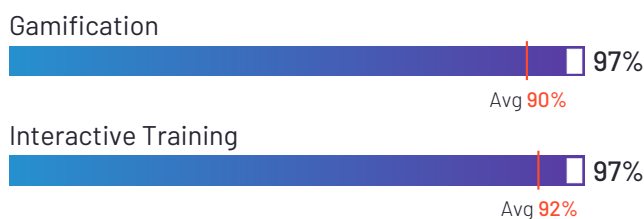


*N/A is displayed when fewer than five responses were received for the question.


Top Industries Represented



Highest-Rated Features



Lowest-Rated Features



Ownership
CyberHoot



HQ Location
Portsmouth, NH



Year Founded
2015



Employees (Listed On LinkedIn)
5



Company Website
cyberhoot.com



JUNGLEMAP

4.5 ★★★★★ (18)



Junglemap has been named a High Performer product based on having high customer Satisfaction scores and a low Market Presence compared to the rest of the category. 100% of users rated it 4 or 5 stars, 88% of users believe it is headed in the right direction, and users said they would be likely to recommend Junglemap at a rate of 91%.

Satisfaction Ratings

Quality of Support



Ease of Use



Meets Requirements



Ease of Admin



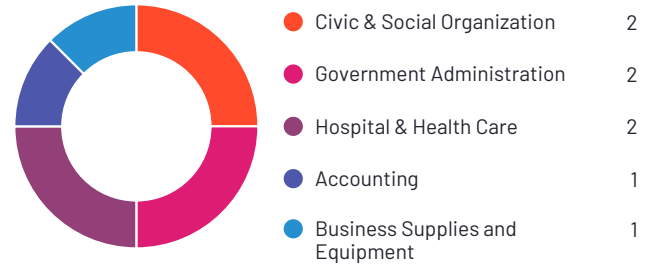
Ease of Doing Business With



Ease of Setup



Top Industries Represented



Highest-Rated Features

Customization



White-Labeling



Baselining



Lowest-Rated Features

Reporting



Content Library



Phishing Assessment



Ownership
Junglemap



HQ Location
Oslo, Norway



Year Founded
2002



Employees (Listed On LinkedIn)
48



Company Website
junglemap.com



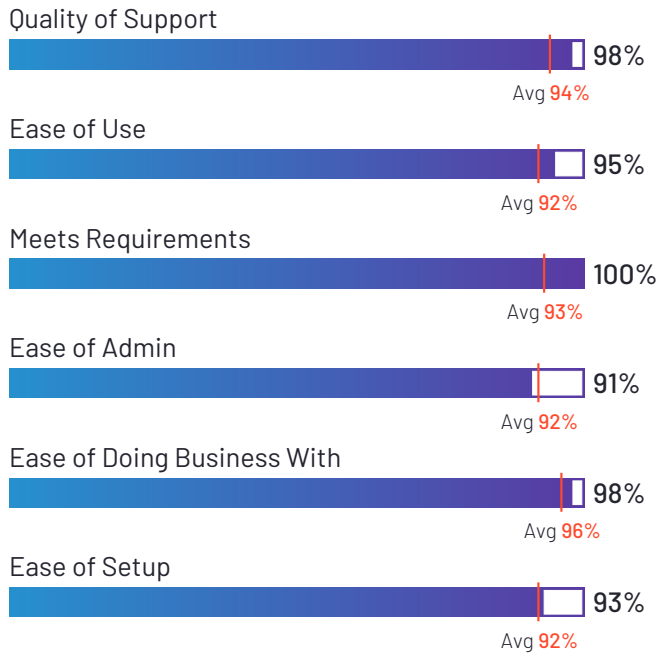
cyberconIQ Cyber Awareness Training

4.9 ★★★★★ (11)

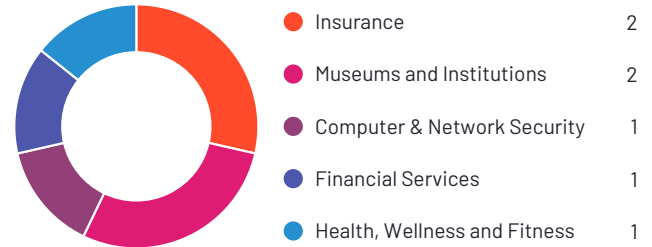


cyberconIQ Cyber Awareness Training has been named a High Performer product based on having high customer Satisfaction scores and a low Market Presence compared to the rest of the category. 100% of users rated it 4 or 5 stars, 100% of users believe it is headed in the right direction, and users said they would be likely to recommend cyberconIQ Cyber Awareness Training at a rate of 97%.

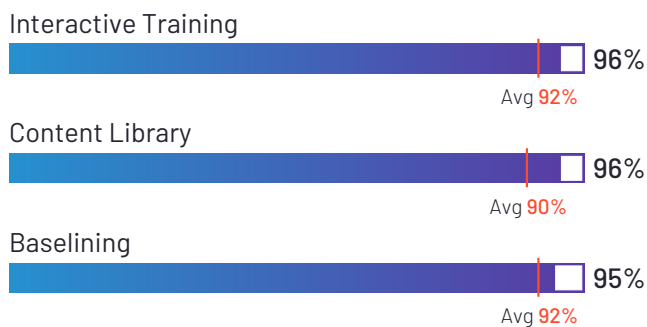
Satisfaction Ratings



Top Industries Represented



Highest-Rated Features



Lowest-Rated Features



Ownership
cyberconIQ



HQ Location
York, Pennsylvania



Year Founded
2019



Employees (Listed On LinkedIn)
21



Company Website
cyberconiq.com



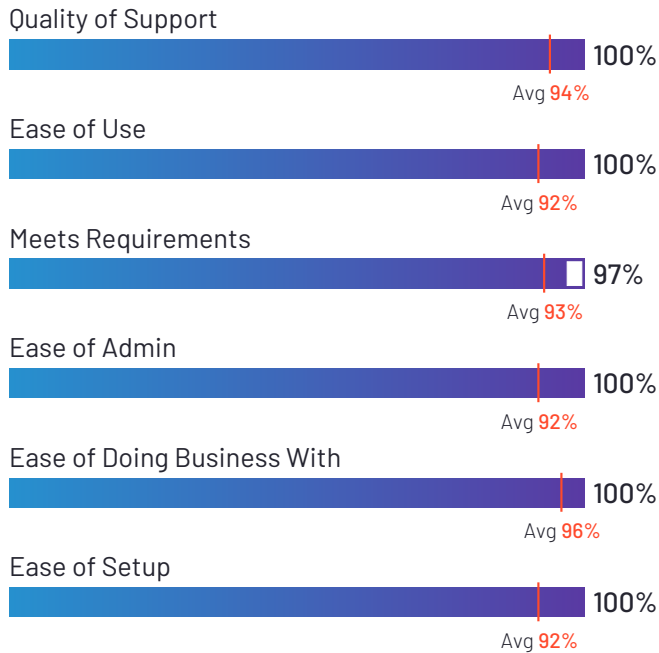
GoldPhish

5.0 ★★★★★ (12)

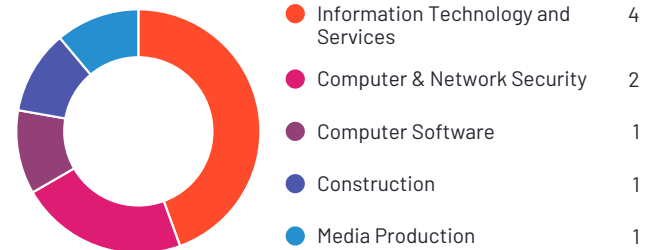


GoldPhish has been named a High Performer product based on having high customer Satisfaction scores and a low Market Presence compared to the rest of the category. 100% of users rated it 4 or 5 stars, 100% of users believe it is headed in the right direction, and users said they would be likely to recommend GoldPhish at a rate of 100%.

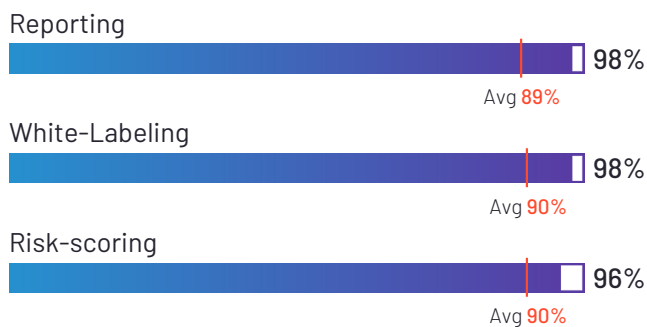
Satisfaction Ratings



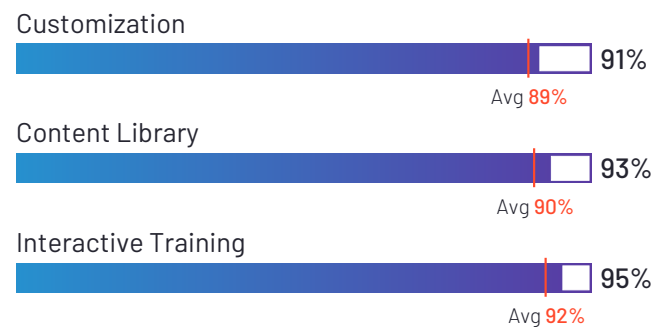
Top Industries Represented



Highest-Rated Features



Lowest-Rated Features



Ownership
GoldPhish



HQ Location
Cape Town, South Africa



Employees (Listed On LinkedIn)
9



Company Website
goldphish.com



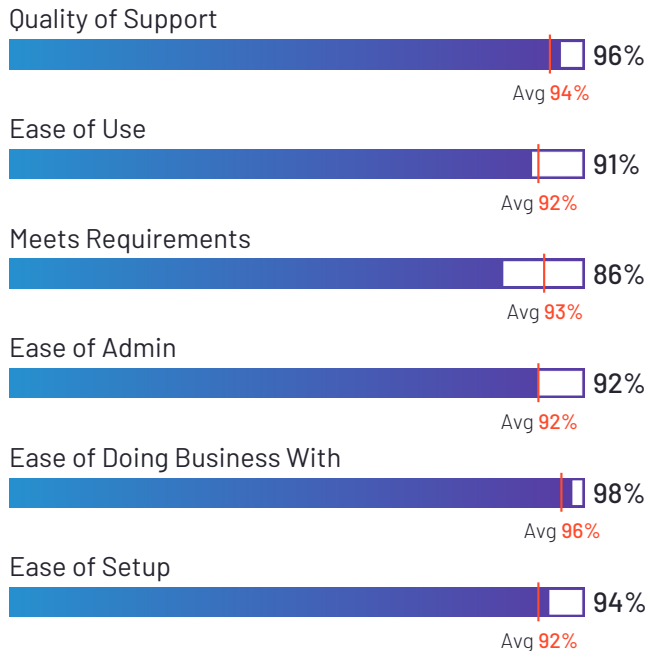
CultureAI

4.8 ★★★★★ (10)




CultureAI has been named a High Performer product based on having high customer Satisfaction scores and a low Market Presence compared to the rest of the category. 100% of users rated it 4 or 5 stars, 100% of users believe it is headed in the right direction, and users said they would be likely to recommend CultureAI at a rate of 95%.

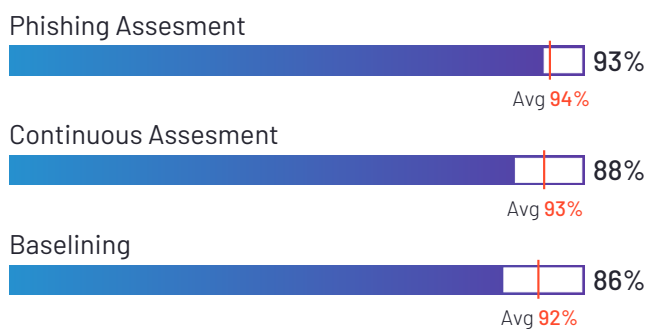
Satisfaction Ratings



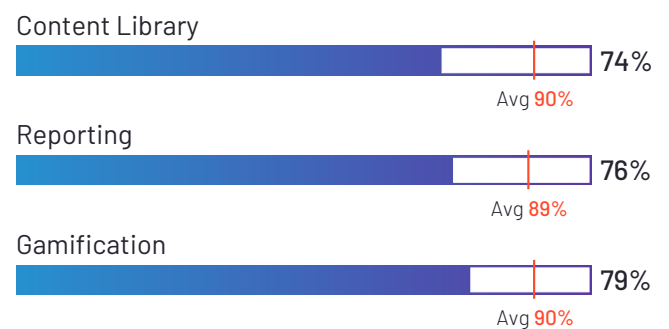
Top Industries Represented



Highest-Rated Features



Lowest-Rated Features



Ownership
CultureAI



HQ Location
Manchester, UK



Year Founded
2015



Employees (Listed On LinkedIn)
32



Company Website
www.culture.ai

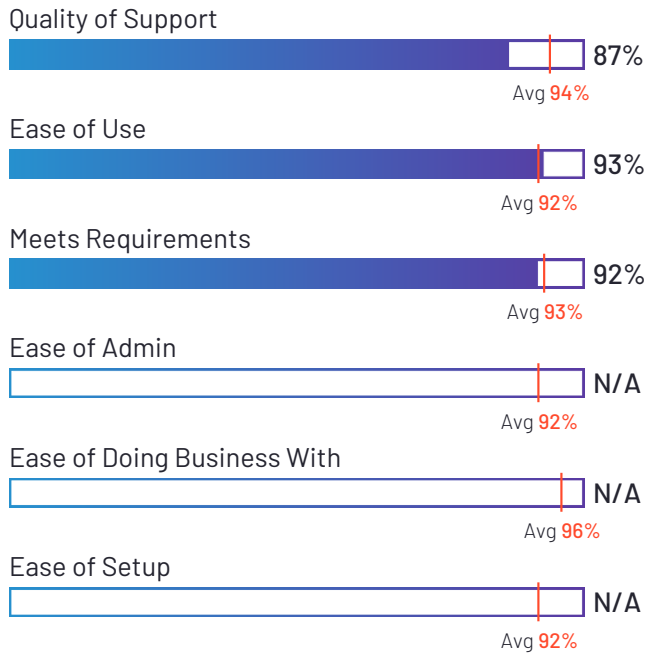


Immersive Labs

4.7 ★★★★★ (87)

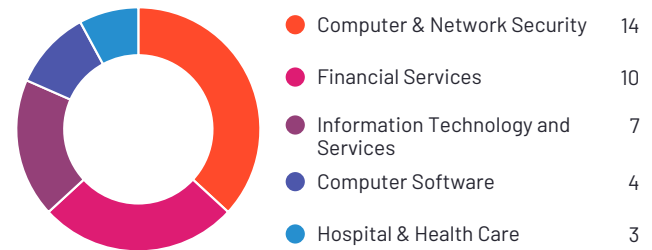
Immersive Labs has been named a Contender product based on having a relatively low customer Satisfaction score and large Market Presence compared to the rest of the category. While they may have positive reviews, they do not have enough reviews to validate those ratings. 100% of users rated it 4 or 5 stars, 97% of users believe it is headed in the right direction, and users said they would be likely to recommend Immersive Labs at a rate of 93%. Immersive Labs is also in the Secure Code Training, Technical Skills Development, and Online Course Providers categories.

Satisfaction Ratings

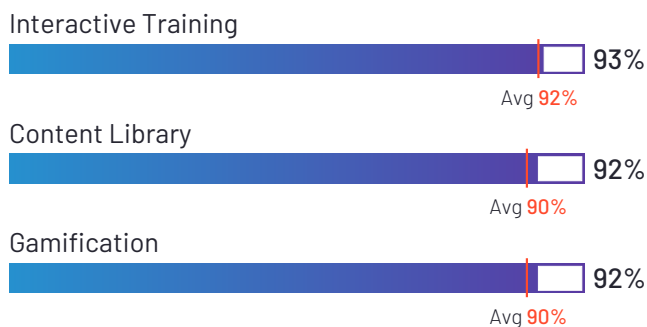


*N/A is displayed when fewer than five responses were received for the question.

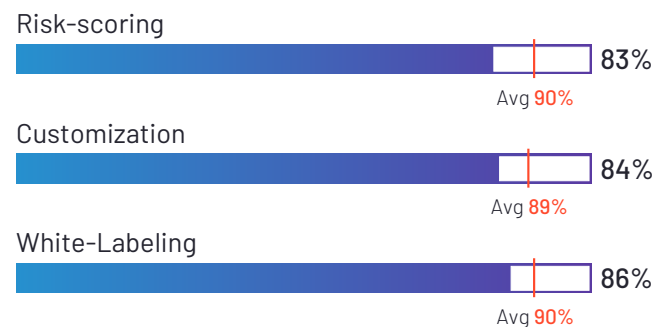
Top Industries Represented



Highest-Rated Features



Lowest-Rated Features



Ownership
Immersive Labs



HQ Location
Bristol



Year Founded
2017



Employees (Listed On LinkedIn)
302



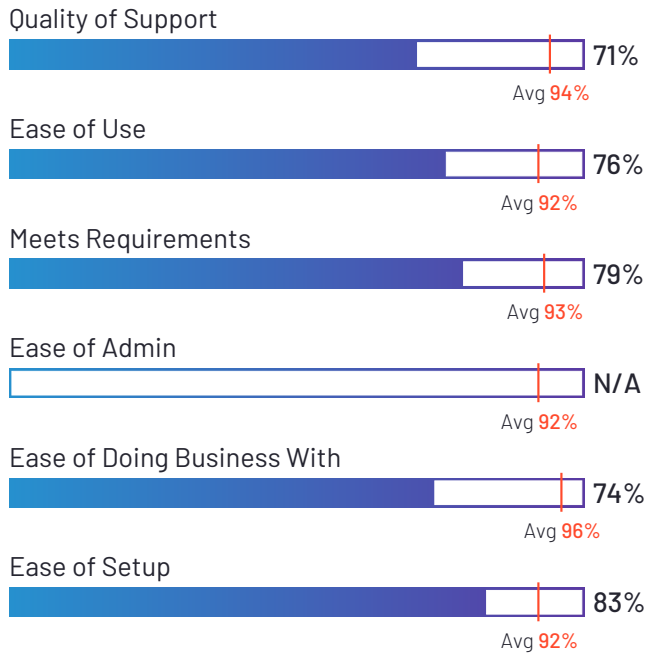
Company Website
immersivelabs.com

**Symantec.**

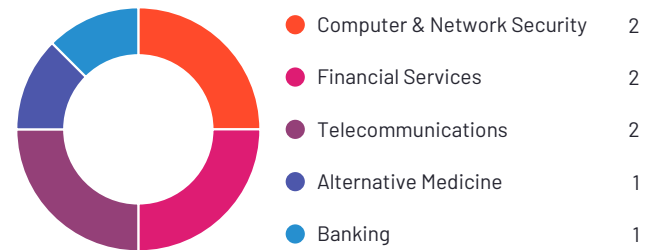
4.4 ★★★★★ (13)

Symantec Phishing Readiness has been named a Contender product based on having a relatively low customer Satisfaction score and large Market Presence compared to the rest of the category. While they may have positive reviews, they do not have enough reviews to validate those ratings. 100% of users rated it 4 or 5 stars, 83% of users believe it is headed in the right direction, and users said they would be likely to recommend Symantec Phishing Readiness at a rate of 88%.

Satisfaction Ratings



Top Industries Represented



*N/A is displayed when fewer than five responses were received for the question.



Ownership
Symantec



HQ Location
Mountain View, CA



Year Founded
1982



**Employees (Listed
On LinkedIn)**
13,860



Company Website
broadcom.com

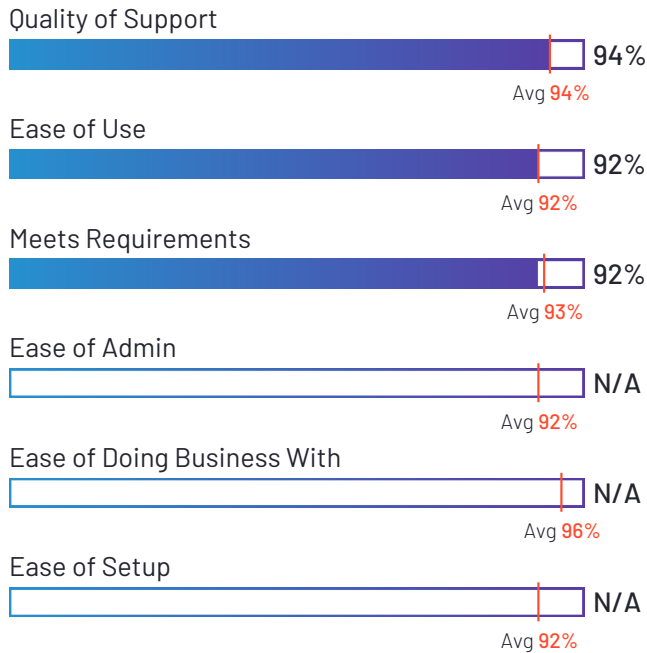


Secure Code Warrior

4.5 ★★★★★ (25)


Secure Code Warrior has been named a Niche product based on having a relatively low Satisfaction score and low Market Presence compared to the rest of the category. While they may have positive reviews, they do not have enough reviews to validate those ratings. 94% of users rated it 4 or 5 stars, 83% of users believe it is headed in the right direction, and users said they would be likely to recommend Secure Code Warrior at a rate of 90%. Secure Code Warrior is also in the Secure Code Training category.

Satisfaction Ratings



*N/A is displayed when fewer than five responses were received for the question.

Top Industries Represented



Highest-Rated Features



Lowest-Rated Features



Ownership
Secure Code Warrior



HQ Location
Chippendale, New South Wales



Year Founded
2015



Employees (Listed On LinkedIn)
250



Company Website
securecodewarrior.com

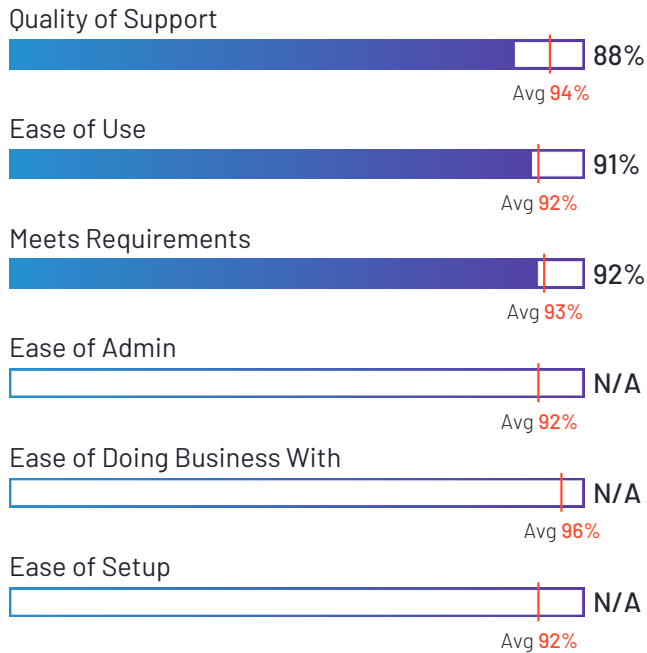
CyberVista®

CyberVista

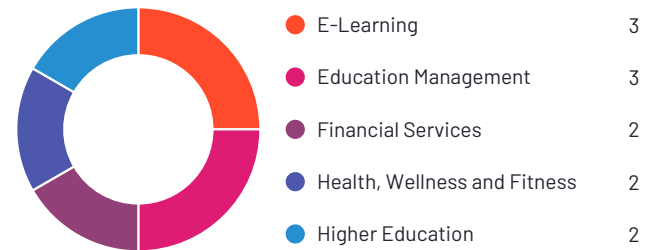
4.0 ★★★★★ (33)

CyberVista has been named a Niche product based on having a relatively low Satisfaction score and low Market Presence compared to the rest of the category. While they may have positive reviews, they do not have enough reviews to validate those ratings. 88% of users rated it 4 or 5 stars, 67% of users believe it is headed in the right direction, and users said they would be likely to recommend CyberVista at a rate of 80%. CyberVista is also in the eLearning Content, Technical Skills Development, and Online Course Providers categories.

Satisfaction Ratings



Top Industries Represented



*N/A is displayed when fewer than five responses were received for the question.



Ownership
CyberVista



HQ Location
Arlington, Virginia



Year Founded
2016



Employees (Listed On LinkedIn)
50



Company Website
cybervista.net

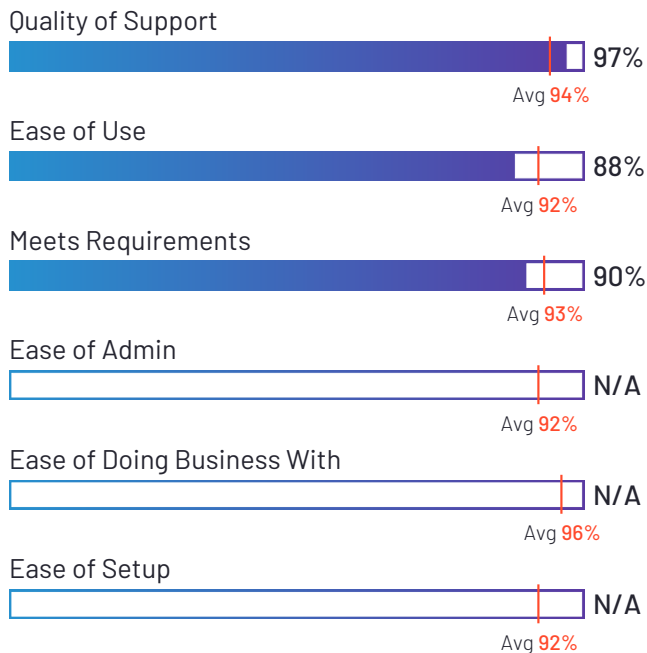
avatao

Avatao

4.8 ★★★★★ (53)


Avatao has been named a Niche product based on having a relatively low Satisfaction score and low Market Presence compared to the rest of the category. While they may have positive reviews, they do not have enough reviews to validate those ratings. 100% of users rated it 4 or 5 stars, 89% of users believe it is headed in the right direction, and users said they would be likely to recommend Avatao at a rate of 96%. Avatao is also in the Secure Code Training category.

Satisfaction Ratings

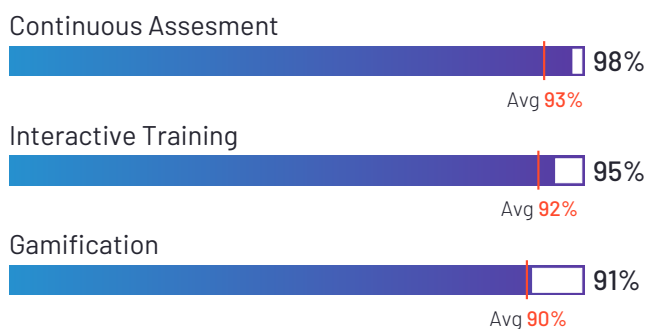


*N/A is displayed when fewer than five responses were received for the question.

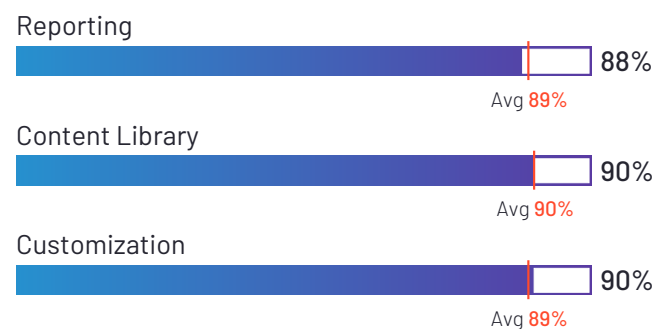
Top Industries Represented



Highest-Rated Features



Lowest-Rated Features



Ownership
Avatao



HQ Location
Budapest, Hungary



Year Founded
2014



Employees (Listed
On LinkedIn)
11



Company Website
avatao.com

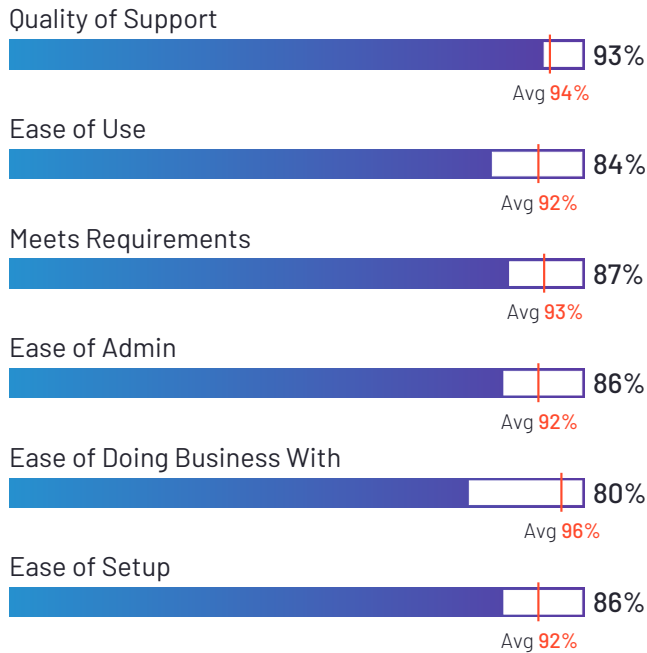


BullPhish ID

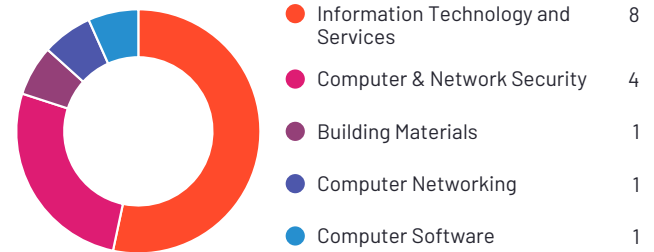
4.1 ★★★★★ (18)

BullPhish ID has been named a Niche product based on having a relatively low Satisfaction score and low Market Presence compared to the rest of the category. While they may have positive reviews, they do not have enough reviews to validate those ratings. 83% of users rated it 4 or 5 stars, 60% of users believe it is headed in the right direction, and users said they would be likely to recommend BullPhish ID at a rate of 82%.

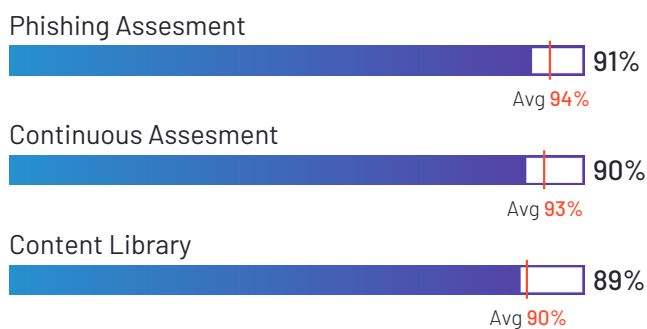
Satisfaction Ratings



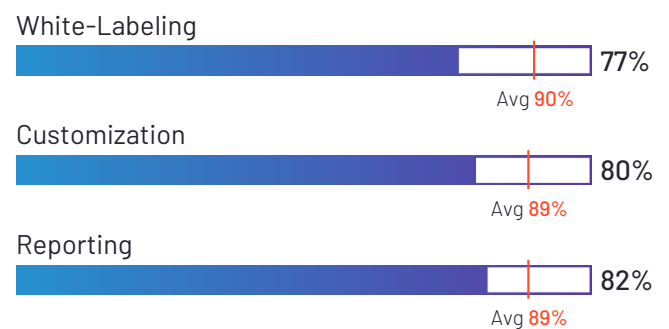
Top Industries Represented



Highest-Rated Features



Lowest-Rated Features



Ownership
ID Agent



HQ Location
Miami, FL



Year Founded
2016



Employees (Listed On LinkedIn)
15



Company Website
idagent.com

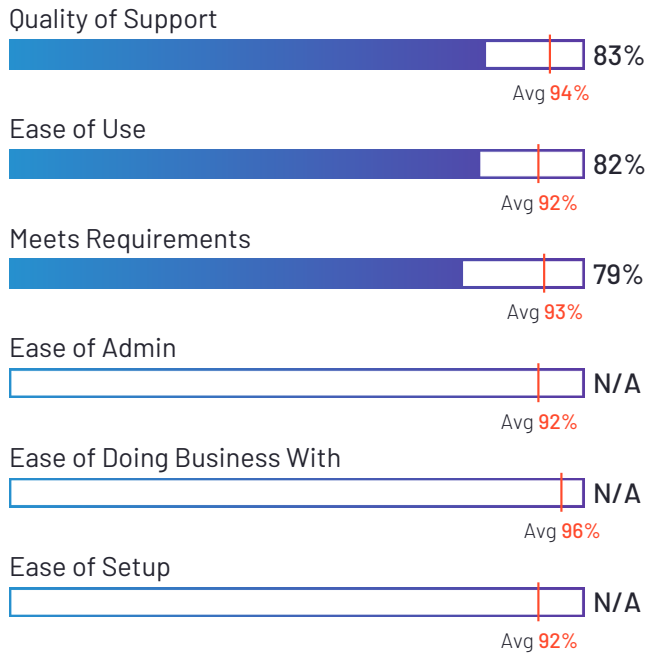


ThreatAdvice Cybersecurity Education

3.9 ★★★★★ (30)

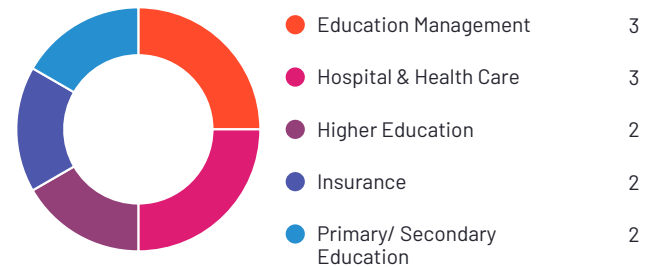
ThreatAdvice Cybersecurity Education has been named a Niche product based on having a relatively low Satisfaction score and low Market Presence compared to the rest of the category. While they may have positive reviews, they do not have enough reviews to validate those ratings. 75% of users rated it 4 or 5 stars, 67% of users believe it is headed in the right direction, and users said they would be likely to recommend ThreatAdvice Cybersecurity Education at a rate of 79%.

Satisfaction Ratings

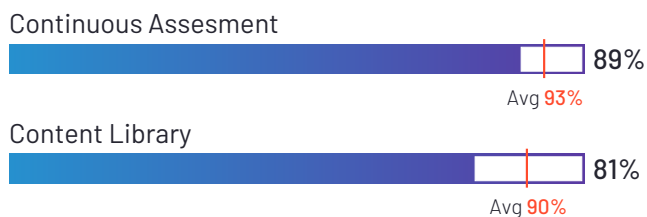


*N/A is displayed when fewer than five responses were received for the question.

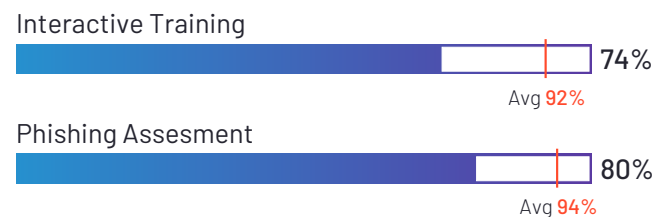
Top Industries Represented



Highest-Rated Features



Lowest-Rated Features



Ownership
NXTsoft



HQ Location
Birmingham,
Alabama



**Employees (Listed
On LinkedIn)**
147



Company Website
nxtsoft.com

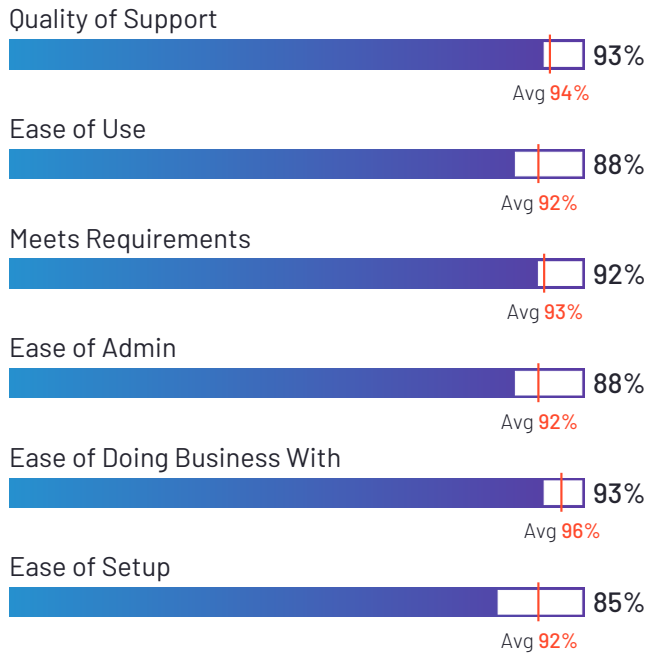


Inspired eLearning Powered by VIPRE

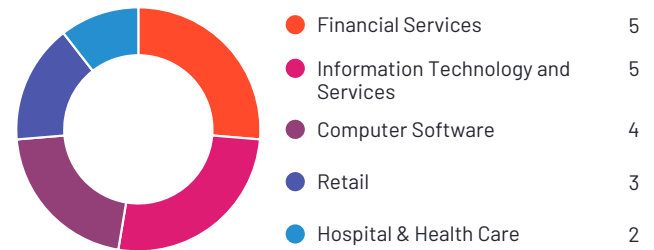
4.2 ★★★★★ (49)

Inspired eLearning Powered by VIPRE has been named a Niche product based on having a relatively low Satisfaction score and low Market Presence compared to the rest of the category. While they may have positive reviews, they do not have enough reviews to validate those ratings. 88% of users rated it 4 or 5 stars, 91% of users believe it is headed in the right direction, and users said they would be likely to recommend Inspired eLearning Powered by VIPRE at a rate of 85%. Inspired eLearning Powered by VIPRE is also in the Corporate Learning Management Systems and Ethics and Compliance Learning categories.

Satisfaction Ratings



Top Industries Represented



Ownership
VIPRE Security



HQ Location
Clearwater, FL



Year Founded
1994



Employees (Listed On LinkedIn)
166



Company Website
www.vipre.com



ThreatCop

4.8 ★★★★★ (12)

ThreatCop has been named a Niche product based on having a relatively low Satisfaction score and low Market Presence compared to the rest of the category. While they may have positive reviews, they do not have enough reviews to validate those ratings. 100% of users rated it 4 or 5 stars, 100% of users believe it is headed in the right direction, and users said they would be likely to recommend ThreatCop at a rate of 95%.

Satisfaction Ratings

Quality of Support



Ease of Use



Meets Requirements



Ease of Admin



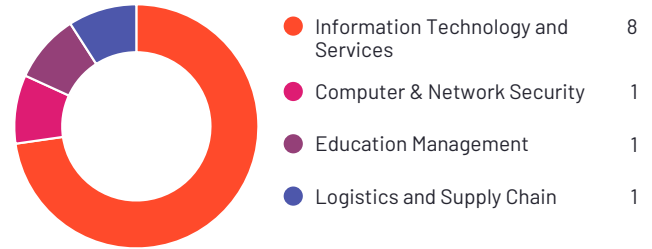
Ease of Doing Business With



Ease of Setup



Top Industries Represented



*N/A is displayed when fewer than five responses were received for the question.



Ownership

Kratikal Tech Private Limited



HQ Location

Noida, Uttar Pradesh



Year Founded

2012



Employees (Listed On LinkedIn)

129



Company Website

kratikal.com



Haekka

4.5 ★★★★★ (10)

Haekka has been named a Niche product based on having a relatively low Satisfaction score and low Market Presence compared to the rest of the category. While they may have positive reviews, they do not have enough reviews to validate those ratings. 100% of users rated it 4 or 5 stars, 50% of users believe it is headed in the right direction, and users said they would be likely to recommend Haekka at a rate of 89%.

Satisfaction Ratings

Quality of Support



Ease of Use



Meets Requirements



Ease of Admin



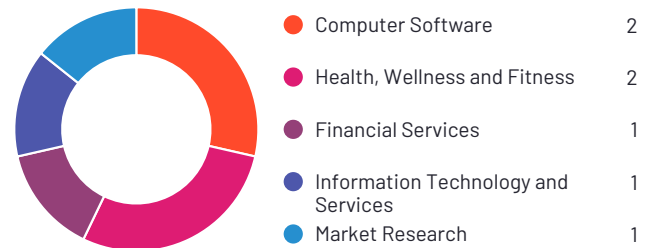
Ease of Doing Business With



Ease of Setup



Top Industries Represented



*N/A is displayed when fewer than five responses were received for the question.



Ownership
Haekka



Year Founded
2020



Employees (Listed On LinkedIn)
6



Company Website
www.haekka.com



Satisfaction Ratings for Security Awareness Training

G2 reviewers rated software sellers ability to satisfy their needs as shown in the table below.

	Satisfaction		Satisfaction by Category						Net Promoter Score (NPS)
	Likelihood to Recommend	Product Going in Right Direction?	Meets Requirements	Ease of Admin	Ease of Doing Business With	Quality of Support	Ease of Setup	Ease of Use	Net Promoter Score (NPS) (Range from -100 to +100)
KnowBe4 Security Awareness Training	94%	96%	95%	92%	96%	95%	90%	92%	82
Hoxhunt	97%	87%	97%	97%	97%	96%	97%	98%	91
MetaCompliance Security Awareness Training	92%	94%	92%	89%	96%	97%	90%	90%	76
Proofpoint Security Awareness Training	90%	93%	93%	88%	94%	92%	89%	91%	66
Infosec IQ	91%	91%	93%	90%	95%	94%	89%	89%	70
Arctic Wolf	96%	94%	96%	95%	98%	99%	94%	96%	96
SANS Security Awareness Training	90%	100%	93%	92%	98%	94%	88%	91%	62
SoSafe	94%	95%	94%	92%	99%	97%	92%	97%	86
Webroot Security Awareness Training	89%	91%	92%	95%	97%	92%	93%	96%	63
PhishingBox	93%	94%	95%	91%	93%	95%	91%	94%	81
usecure	93%	94%	93%	93%	96%	94%	92%	93%	74
Curricula	98%	95%	98%	95%	100%	99%	99%	98%	91
CybeReady Security Awareness Training Platform	94%	100%	96%	98%	98%	95%	94%	96%	87
NINJIO Security Awareness	97%	100%	97%	89%	99%	97%	94%	96%	88
Carbide	93%	96%	93%	92%	98%	95%	94%	93%	78
Hook Security: Security Awareness Training	94%	96%	97%	95%	99%	99%	96%	96%	85

(Satisfaction Ratings for Security Awareness Training continues on next page)

*N/A is displayed when fewer than five responses were received for the question.

**Net Promoter Score ranges from -100 to +100



Satisfaction Ratings for Security Awareness Training (continued)

G2 reviewers rated software sellers ability to satisfy their needs as shown in the table below.

	Satisfaction		Satisfaction by Category						Net Promoter Score (NPS)
	Likelihood to Recommend	Product Going in Right Direction?	Meets Requirements	Ease of Admin	Ease of Doing Business With	Quality of Support	Ease of Setup	Ease of Use	Net Promoter Score (NPS) (Range from -100 to +100)
Phished	92%	100%	95%	90%	94%	92%	89%	91%	78
Defendify All-In-One Cybersecurity Solution	94%	95%	94%	99%	98%	99%	97%	95%	86
Global Learning Systems	98%	80%	100%	91%	97%	100%	86%	89%	100
CyberHoot Cybersecurity Awareness Training	97%	91%	96%	N/A	N/A	100%	100%	100%	94
Junglemap	91%	88%	90%	87%	96%	98%	96%	96%	70
cyberconIQ Cyber Awareness Training	97%	100%	100%	91%	98%	98%	93%	95%	90
GoldPhish	100%	100%	97%	100%	100%	100%	100%	100%	100
CultureAI	95%	100%	86%	92%	98%	96%	94%	91%	90
Immersive Labs	93%	97%	92%	N/A	N/A	87%	N/A	93%	77
Symantec Phishing Readiness	88%	83%	79%	N/A	74%	71%	83%	76%	40
Secure Code Warrior	90%	83%	92%	N/A	N/A	94%	N/A	92%	72
CyberVista	80%	67%	92%	N/A	N/A	88%	N/A	91%	20
Avatao	96%	89%	90%	N/A	N/A	97%	N/A	88%	88
BullPhish ID	82%	60%	87%	86%	80%	93%	86%	84%	38
ThreatAdvice Cybersecurity Education	79%	67%	79%	N/A	N/A	83%	N/A	82%	35
Inspired eLearning Powered by VIPRE	85%	91%	92%	88%	93%	93%	85%	88%	47

(Satisfaction Ratings for Security Awareness Training continues on next page)

*N/A is displayed when fewer than five responses were received for the question.

**Net Promoter Score ranges from -100 to +100



Satisfaction Ratings for Security Awareness Training (continued)

G2 reviewers rated software sellers ability to satisfy their needs as shown in the table below.

	Satisfaction		Satisfaction by Category						Net Promoter Score (NPS)
	Likelihood to Recommend	Product Going in Right Direction?	Meets Requirements	Ease of Admin	Ease of Doing Business With	Quality of Support	Ease of Setup	Ease of Use	Net Promoter Score (NPS) (Range from -100 to +100)
ThreatCop	95%	N/A	N/A	N/A	N/A	N/A	N/A	N/A	81
Haekka	89%	N/A	N/A	N/A	N/A	N/A	N/A	N/A	70
Average	92%	91%	93%	92%	96%	94%	92%	92%	75

*N/A is displayed when fewer than five responses were received for the question.

**Net Promoter Score ranges from -100 to +100



Feature Comparison for Security Awareness Training

G2 users have evaluated the following products by feature. Feature ratings are representative of reviewers overall satisfaction with each feature and do not necessarily take into account the breadth of individual product features. The results are shown below.

Assesment

	Continuous Assesment	Phishing Assesment	Baselining
KnowBe4 Security Awareness Training	91%	94%	89%
Hoxhunt	95%	97%	94%
MetaCompliance Security Awareness Training	90%	93%	89%
Proofpoint Security Awareness Training	86%	91%	85%
Infosec IQ	91%	94%	90%
Arctic Wolf	99%	100%	98%
SANS Security Awareness Training	88%	93%	91%
SoSafe	90%	96%	91%
Webroot Security Awareness Training	N/A	N/A	
PhishingBox	96%	96%	95%
usecure	93%	94%	92%
Curricula	96%	98%	95%
CybeReady Security Awareness Training Platform	97%	96%	94%
NINJIO Security Awareness	N/A	93%	92%
Carbide	97%		
Hook Security: Security Awareness Training	97%	98%	94%

(Feature Comparison for Security Awareness Training continues on next page)

*N/A is displayed when fewer than five responses were received for the question.

**A blank box indicates that a seller has selected that they do not offer that feature.



Feature Comparison for Security Awareness Training (continued)

G2 users have evaluated the following products by feature. Feature ratings are representative of reviewers overall satisfaction with each feature and do not necessarily take into account the breadth of individual product features. The results are shown below.

Assesment

	Continuous Assesment	Phishing Assesment	Baselining
Phished	89%	88%	87%
Defendify All-In-One Cybersecurity Solution	91%	97%	N/A
Global Learning Systems	N/A	N/A	N/A
CyberHoot Cybersecurity Awareness Training	94%	N/A	N/A
Junglemap	89%	86%	93%
cyberconIQ Cyber Awareness Training	93%	91%	95%
GoldPhish	96%	96%	96%
CultureAI	88%	93%	86%
Immersive Labs			90%
Symantec Phishing Readiness	N/A	N/A	N/A
Secure Code Warrior	97%		94%
CyberVista	N/A		N/A
Avatao	98%		
BullPhish ID	90%	91%	86%
ThreatAdvice Cybersecurity Education	89%	80%	
Inspired eLearning Powered by VIPRE	N/A	N/A	N/A

(Feature Comparison for Security Awareness Training continues on next page)

*N/A is displayed when fewer than five responses were received for the question.

**A blank box indicates that a seller has selected that they do not offer that feature.



Feature Comparison for Security Awareness Training (continued)

G2 users have evaluated the following products by feature. Feature ratings are representative of reviewers overall satisfaction with each feature and do not necessarily take into account the breadth of individual product features. The results are shown below.

Assesment

	Continuous Assessment	Phishing Assesment	Baselining
ThreatCop	N/A	N/A	N/A
Haekka	N/A	N/A	N/A
Average	93%	93%	92%

(Feature Comparison for Security Awareness Training continues on next page)

*N/A is displayed when fewer than five responses were received for the question.

**A blank box indicates that a seller has selected that they do not offer that feature.



Feature Comparison for Security Awareness Training (continued)

G2 users have evaluated the following products by feature. Feature ratings are representative of reviewers overall satisfaction with each feature and do not necessarily take into account the breadth of individual product features. The results are shown below.

Training

	Content Library	Interactive Training	Gamification
KnowBe4 Security Awareness Training	90%	90%	84%
Hoxhunt	93%	95%	95%
MetaCompliance Security Awareness Training	90%	91%	85%
Proofpoint Security Awareness Training	84%	85%	76%
Infosec IQ	90%	89%	86%
Arctic Wolf	97%	96%	91%
SANS Security Awareness Training	91%	89%	89%
SoSafe	92%	93%	95%
Webroot Security Awareness Training	N/A	N/A	
PhishingBox	91%	91%	92%
usecure	89%	92%	85%
Curricula	95%	97%	93%
CybeReady Security Awareness Training Platform	95%	95%	94%
NINJIO Security Awareness	92%	N/A	88%
Carbide	94%	95%	
Hook Security: Security Awareness Training	90%	92%	

(Feature Comparison for Security Awareness Training continues on next page)

*N/A is displayed when fewer than five responses were received for the question.

**A blank box indicates that a seller has selected that they do not offer that feature.



Feature Comparison for Security Awareness Training (continued)

G2 users have evaluated the following products by feature. Feature ratings are representative of reviewers overall satisfaction with each feature and do not necessarily take into account the breadth of individual product features. The results are shown below.

Training

	Content Library	Interactive Training	Gamification
Phished	89%		
Defendify All-In-One Cybersecurity Solution	91%	97%	N/A
Global Learning Systems	N/A	N/A	N/A
CyberHoot Cybersecurity Awareness Training	94%	97%	97%
Junglemap	82%	86%	N/A
cyberconIQ Cyber Awareness Training	96%	96%	91%
GoldPhish	93%	95%	96%
CultureAI	74%	83%	79%
Immersive Labs	92%	93%	92%
Symantec Phishing Readiness	N/A	N/A	N/A
Secure Code Warrior	91%	97%	91%
CyberVista	N/A	N/A	
Avatao	90%	95%	91%
BullPhish ID	89%	88%	
ThreatAdvice Cybersecurity Education	81%	74%	N/A
Inspired eLearning Powered by VIPRE	N/A	N/A	N/A

(Feature Comparison for Security Awareness Training continues on next page)

*N/A is displayed when fewer than five responses were received for the question.

**A blank box indicates that a seller has selected that they do not offer that feature.



Feature Comparison for Security Awareness Training (continued)

G2 users have evaluated the following products by feature. Feature ratings are representative of reviewers overall satisfaction with each feature and do not necessarily take into account the breadth of individual product features. The results are shown below.

Training

	Content Library	Interactive Training	Gamification
ThreatCop	N/A	N/A	N/A
Haekka	N/A	N/A	N/A
Average	90%	92%	90%

(Feature Comparison for Security Awareness Training continues on next page)

*N/A is displayed when fewer than five responses were received for the question.

**A blank box indicates that a seller has selected that they do not offer that feature.



Feature Comparison for Security Awareness Training (continued)

G2 users have evaluated the following products by feature. Feature ratings are representative of reviewers overall satisfaction with each feature and do not necessarily take into account the breadth of individual product features. The results are shown below.

Administration

	Risk-scoring	Customization	White-Labeling	Reporting
KnowBe4 Security Awareness Training	88%	87%	88%	89%
Hoxhunt	94%	92%	92%	95%
MetaCompliance Security Awareness Training	87%	87%	88%	88%
Proofpoint Security Awareness Training	84%	82%	82%	79%
Infosec IQ	88%	86%	88%	88%
Arctic Wolf	99%	91%	94%	95%
SANS Security Awareness Training	89%	88%	76%	91%
SoSafe	93%	92%	91%	90%
Webroot Security Awareness Training		N/A		N/A
PhishingBox	95%	93%	95%	94%
usecure	88%	90%	91%	87%
Curricula	93%	92%	93%	97%
CybeReady Security Awareness Training Platform	96%	93%	97%	95%
NINJIO Security Awareness		92%	88%	86%
Carbide		92%		96%
Hook Security: Security Awareness Training	91%	94%	98%	95%

(Feature Comparison for Security Awareness Training continues on next page)

*N/A is displayed when fewer than five responses were received for the question.

**A blank box indicates that a seller has selected that they do not offer that feature.



Feature Comparison for Security Awareness Training (continued)

G2 users have evaluated the following products by feature. Feature ratings are representative of reviewers overall satisfaction with each feature and do not necessarily take into account the breadth of individual product features. The results are shown below.

Administration

	Risk-scoring	Customization	White-Labeling	Reporting
Phished	88%	87%	86%	89%
Defendify All-In-One Cybersecurity Solution	89%	N/A	N/A	90%
Global Learning Systems	N/A	N/A	N/A	N/A
CyberHoot Cybersecurity Awareness Training	N/A	N/A	N/A	N/A
Junglemap	N/A	96%	94%	81%
cyberconIQ Cyber Awareness Training	94%	89%	N/A	88%
GoldPhish	96%	91%	98%	98%
CultureAI	79%	83%	N/A	76%
Immersive Labs	83%	84%	86%	87%
Symantec Phishing Readiness	N/A	N/A	N/A	N/A
Secure Code Warrior	N/A	N/A	N/A	N/A
CyberVista	N/A	N/A	N/A	N/A
Avatao		90%		88%
BullPhish ID		80%	77%	82%
ThreatAdvice Cybersecurity Education	N/A	N/A	N/A	N/A
Inspired eLearning Powered by VIPRE		N/A	N/A	N/A

(Feature Comparison for Security Awareness Training continues on next page)

*N/A is displayed when fewer than five responses were received for the question.

**A blank box indicates that a seller has selected that they do not offer that feature.



Feature Comparison for Security Awareness Training (continued)

G2 users have evaluated the following products by feature. Feature ratings are representative of reviewers overall satisfaction with each feature and do not necessarily take into account the breadth of individual product features. The results are shown below.

Administration

	Risk-scoring	Customization	White-Labeling	Reporting
ThreatCop	N/A	N/A	N/A	N/A
Haekka	N/A	N/A	N/A	N/A
Average	90%	89%	90%	89%

*N/A is displayed when fewer than five responses were received for the question.

**A blank box indicates that a seller has selected that they do not offer that feature.



Additional Data for Security Awareness Training

The table below includes a breakdown of the customer segments for each product, as represented by G2 reviewers.

Customers by Size

	Small Business (50 or fewer emp.)	Mid-Market (51-1000 emp.)	Enterprise (>1000 emp.)
KnowBe4 Security Awareness Training	14%	68%	19%
Hoxhunt	4%	20%	76%
MetaCompliance Security Awareness Training	5%	72%	24%
Proofpoint Security Awareness Training	8%	42%	50%
Infosec IQ	17%	65%	18%
Arctic Wolf	16%	72%	12%
SANS Security Awareness Training	0%	63%	38%
SoSafe	14%	61%	25%
Webroot Security Awareness Training	72%	21%	6%
PhishingBox	33%	45%	22%
usecure	66%	29%	5%
Curricula	38%	56%	6%
CybeReady Security Awareness Training Platform	7%	54%	39%
NINJIO Security Awareness	21%	60%	19%
Carbide	84%	16%	0%
Hook Security: Security Awareness Training	40%	53%	6%

(Additional Data for Security Awareness Training continues on next page)

*N/A is displayed when data is not publicly available.

Additional Data for Security Awareness Training (continued)

The table below includes a breakdown of the customer segments for each product, as represented by G2 reviewers.

Customers by Size

	Small Business (50 or fewer emp.)	Mid-Market (51-1000 emp.)	Enterprise (>1000 emp.)
Phished	37%	45%	18%
Defendify All-In-One Cybersecurity Solution	71%	29%	0%
Global Learning Systems	0%	71%	29%
CyberHoot Cybersecurity Awareness Training	78%	22%	0%
Junglemap	6%	71%	24%
cyberconIQ Cyber Awareness Training	9%	55%	36%
GoldPhish	73%	27%	0%
CultureAI	10%	40%	50%
Immersive Labs	11%	33%	56%
Symantec Phishing Readiness	20%	40%	40%
Secure Code Warrior	6%	41%	53%
CyberVista	50%	25%	25%
Avatao	46%	31%	23%
BullPhish ID	78%	22%	0%
ThreatAdvice Cybersecurity Education	32%	55%	14%
Inspired eLearning Powered by VIPRE	8%	73%	20%

(Additional Data for Security Awareness Training continues on next page)

*N/A is displayed when data is not publicly available.



Additional Data for Security Awareness Training (continued)

The table below includes a breakdown of the customer segments for each product, as represented by G2 reviewers.

Customers by Size

	Small Business (50 or fewer emp.)	Mid-Market (51-1000 emp.)	Enterprise (>1000 emp.)
ThreatCop	27%	73%	0%
Haekka	63%	38%	0%
Average	31%	47%	22%

(Additional Data for Security Awareness Training continues on next page)

*N/A is displayed when data is not publicly available.



Additional Data for Security Awareness Training (continued)

The table below highlights implementation and deployment data as indicated in real user reviews on G2.

Implementation

	Deployment		Implementation Time	Implementation Method				Number of Users Purchased	Contract Term
	Cloud	On-Premises	Avg. Months to Go Live	In-House Team	Seller Services Team	Third-Party Consultant	Don't know	Median Number of Users Bought	Avg. Contract Term (Months)
KnowBe4 Security Awareness Training	78%	22%	1.1	87%	8%	1%	4%	175	21
Hoxhunt	45%	55%	4	22%	6%	1%	71%	2750	4
MetaCompliance Security Awareness Training	80%	20%	1.9	78%	10%	1%	12%	375	22
Proofpoint Security Awareness Training	81%	19%	2	66%	29%	0%	5%	375	18
Infosec IQ	74%	26%	1	77%	12%	3%	8%	175	14
Arctic Wolf	50%	50%	3	57%	43%	0%	0%	275	25
SANS Security Awareness Training	86%	14%	0.3	83%	17%	0%	0%	375	16
SoSafe	53%	47%	1.5	79%	14%	0%	7%	562	18
Webroot Security Awareness Training	69%	31%	2	95%	0%	5%	0%	5	6
PhishingBox	65%	35%	1	78%	14%	0%	8%	27	15
usecure	84%	16%	0.8	88%	8%	1%	3%	17	8
Curricula	100%	0%	1	100%	0%	0%	0%	N/A	14
CybeReady Security Awareness Training Platform	75%	25%	2	44%	38%	6%	13%	375	20
NINJIO Security Awareness	58%	42%	1.4	78%	19%	0%	3%	75	10
Carbide	57%	43%	3.5	73%	27%	0%	0%	17	10
Hook Security: Security Awareness Training	82%	18%	0.5	81%	14%	0%	5%	37	14

(Additional Data for Security Awareness Training continues on next page)

*N/A is displayed when data is not publicly available.



Additional Data for Security Awareness Training (continued)

The table below highlights implementation and deployment data as indicated in real user reviews on G2.

Implementation

	Deployment		Implementation Time	Implementation Method				Number of Users Purchased	Contract Term
	Cloud	On-Premises	Avg. Months to Go Live	In-House Team	Seller Services Team	Third-Party Consultant	Don't know	Median Number of Users Bought	Avg. Contract Term (Months)
Phished	93%	7%	1	86%	14%	0%	0%	56	17
Defendify All-In-One Cybersecurity Solution	79%	21%	0.5	87%	7%	0%	7%	37	10
Global Learning Systems	80%	20%	1.8	80%	0%	0%	20%	175	N/A
CyberHoot Cybersecurity Awareness Training	N/A	N/A	N/A	N/A	N/A	N/A	N/A	N/A	N/A
Junglemap	56%	44%	1.4	47%	40%	0%	13%	375	17
cyberconIQ Cyber Awareness Training	70%	30%	2.6	56%	44%	0%	0%	175	17
GoldPhish	57%	43%	N/A	71%	14%	14%	0%	N/A	N/A
CultureAI	100%	0%	1	100%	0%	0%	0%	N/A	26
Immersive Labs	67%	33%	N/A	20%	0%	0%	80%	N/A	N/A
Symantec Phishing Readiness	40%	60%	1	60%	40%	0%	0%	N/A	N/A
Secure Code Warrior	N/A	N/A	N/A	N/A	N/A	N/A	N/A	N/A	N/A
CyberVista	N/A	N/A	N/A	N/A	N/A	N/A	N/A	N/A	N/A
Avatao	N/A	N/A	N/A	N/A	N/A	N/A	N/A	N/A	N/A
BullPhish ID	63%	38%	2	88%	0%	0%	13%	17	12
ThreatAdvice Cybersecurity Education	N/A	N/A	N/A	N/A	N/A	N/A	N/A	N/A	N/A
Inspired eLearning Powered by VIPRE	45%	55%	1.9	73%	19%	0%	8%	375	20

(Additional Data for Security Awareness Training continues on next page)

*N/A is displayed when data is not publicly available.



Additional Data for Security Awareness Training (continued)

The table below highlights implementation and deployment data as indicated in real user reviews on G2.

Implementation

	Deployment		Implementation Time	Implementation Method				Number of Users Purchased	Contract Term
	Cloud	On-Premises	Avg. Months to Go Live	In-House Team	Seller Services Team	Third-Party Consultant	Don't know	Median Number of Users Bought	Avg. Contract Term (Months)
ThreatCop	N/A	N/A	N/A	N/A	N/A	N/A	N/A	N/A	N/A
Haekka	N/A	N/A	N/A	N/A	N/A	N/A	N/A	N/A	N/A

(Additional Data for Security Awareness Training continues on next page)

*N/A is displayed when data is not publicly available.



Additional Data for Security Awareness Training (continued)

The table below highlights the average user adoption of each product as indicated in real user reviews on G2.

User Adoption and Return on Investment (ROI)

	User Adoption	Payback Period
	Average User Adoption	Estimated ROI (payback period in months)
KnowBe4 Security Awareness Training	88%	14
Hoxhunt	79%	24
MetaCompliance Security Awareness Training	67%	18
Proofpoint Security Awareness Training	82%	18
Infosec IQ	76%	17
Arctic Wolf	95%	19
SANS Security Awareness Training	79%	7
SoSafe	77%	28
Webroot Security Awareness Training	49%	8
PhishingBox	72%	20
usecure	77%	8
Curricula	87%	N/A
CybeReady Security Awareness Training Platform	95%	20
NINJIO Security Awareness	80%	12
Carbide	79%	17
Hook Security: Security Awareness Training	81%	7

(Additional Data for Security Awareness Training continues on next page)

*N/A is displayed when data is not publicly available.



Additional Data for Security Awareness Training (continued)

The table below highlights the average user adoption of each product as indicated in real user reviews on G2.

User Adoption and Return on Investment (ROI)

	User Adoption	Payback Period
	Average User Adoption	Estimated ROI (payback period in months)
Phished	76%	29
Defendify All-In-One Cybersecurity Solution	84%	7
Global Learning Systems	89%	N/A
CyberHoot Cybersecurity Awareness Training	N/A	N/A
Junglemap	72%	11
cyberconIQ Cyber Awareness Training	66%	6
GoldPhish	N/A	N/A
CultureAI	68%	N/A
Immersive Labs	N/A	N/A
Symantec Phishing Readiness	38%	N/A
Secure Code Warrior	N/A	N/A
CyberVista	N/A	N/A
Avatao	N/A	N/A
BullPhish ID	36%	10
ThreatAdvice Cybersecurity Education	N/A	N/A
Inspired eLearning Powered by VIPRE	90%	21

(Additional Data for Security Awareness Training continues on next page)

*N/A is displayed when data is not publicly available.



Additional Data for Security Awareness Training (continued)

The table below highlights the average user adoption of each product as indicated in real user reviews on G2.

User Adoption and Return on Investment (ROI)

	User Adoption	Payback Period
	Average User Adoption	Estimated ROI (payback period in months)
ThreatCop	N/A	N/A
Haekka	N/A	N/A
Average	75%	15

(Additional Data for Security Awareness Training continues on next page)

*N/A is displayed when data is not publicly available.

Additional Data for Security Awareness Training (continued)

The table below highlights third-party market presence data used to inform the G2's Market Presence Score that highlights each products impact and influence in the category.

Market Presence

	Seller Name	Year Founded	Employees on LinkedIn (Seller)	LinkedIn Followers	Twitter Followers (Seller)	Glassdoor Rating
KnowBe4 Security Awareness Training	KnowBe4, Inc.	2010	1,756	183,366	14,766	5.0
Hoxhunt	Hoxhunt	2016	140	5,060	438	3.9
MetaCompliance Security Awareness Training	MetaCompliance	2005	163	7,195	3,144	3.8
Proofpoint Security Awareness Training	ProofPoint	2002	4,359	113,393	29,865	4.1
Infosec IQ	Infosec	2004	319	24,133	23,534	4.5
Arctic Wolf	Arctic Wolf Networks	2012	2,124	54,460	3,352	4.3
SANS Security Awareness Training	SANS Institute	1989	1,449	275,315	181,825	N/A
SoSafe	SoSafe GmbH	2018	353	8,564	912	3.5
Webroot Security Awareness Training	Webroot		317	24,774	65,885	3.5
PhishingBox	PhishingBox	2013	24	1,337	873	5.0
usecure	usecure	2016	33	3,454	945	5.0
Curricula	Curricula	2015	11	2,259	1,576	N/A
CybeReady Security Awareness Training Platform	CybeReady	2018	40	3,983	4,332	4.3
NINJIO Security Awareness	NINJIO	2015	66	4,265	2,602	4.9
Carbide	Carbide		51	1,640	562	N/A
Hook Security: Security Awareness Training	Hook Security	2019	20	8,676	186	N/A

(Additional Data for Security Awareness Training continues on next page)

*N/A is displayed when data is not publicly available.



Additional Data for Security Awareness Training (continued)

The table below highlights third-party market presence data used to inform the G2's Market Presence Score that highlights each products impact and influence in the category.

Market Presence

	Seller Name	Year Founded	Employees on LinkedIn (Seller)	LinkedIn Followers	Twitter Followers (Seller)	Glassdoor Rating
Phished	Phished	2018	39	3,343	0	N/A
Defendify All-In-One Cybersecurity Solution	Defendify	2017	26	1,557	313	4.2
Global Learning Systems	Global Learning Systems	2000	29	1,562	252	3.1
CyberHoot Cybersecurity Awareness Training	CyberHoot	2015	5	536	207	N/A
Junglemap	Junglemap	2002	48	2,479	57	N/A
cyberconIQ Cyber Awareness Training	cyberconIQ	2019	21	902	0	4.0
GoldPhish	GoldPhish		9	3,457	0	N/A
CultureAI	CultureAI	2015	32	1,578	321	5.0
Immersive Labs	Immersive Labs	2017	302	19,305	4,868	3.6
Symantec Phishing Readiness	Symantec	1982	13,860	432,934	198,667	3.9
Secure Code Warrior	Secure Code Warrior	2015	250	11,474	2,679	3.8
CyberVista	CyberVista	2016	50	3,124	5,705	5.0
Avatao	Avatao	2014	11	956	0	N/A
BullPhish ID	ID Agent	2016	15	4,216	925	3.9
ThreatAdvice Cybersecurity Education	NXTsoft		147	4,834	749	N/A
Inspired eLearning Powered by VIPRE	VIPRE Security	1994	166	6,441	8,903	3.8

(Additional Data for Security Awareness Training continues on next page)

*N/A is displayed when data is not publicly available.



Additional Data for Security Awareness Training (continued)

The table below highlights third-party market presence data used to inform the G2's Market Presence Score that highlights each products impact and influence in the category.

Market Presence

	Seller Name	Year Founded	Employees on LinkedIn (Seller)	LinkedIn Followers	Twitter Followers (Seller)	Glassdoor Rating
ThreatCop	Kratikal Tech Private Limited	2012	129	11,192	37	3.5
Haekka	Haekka	2020	6	151	0	N/A

*N/A is displayed when data is not publicly available.