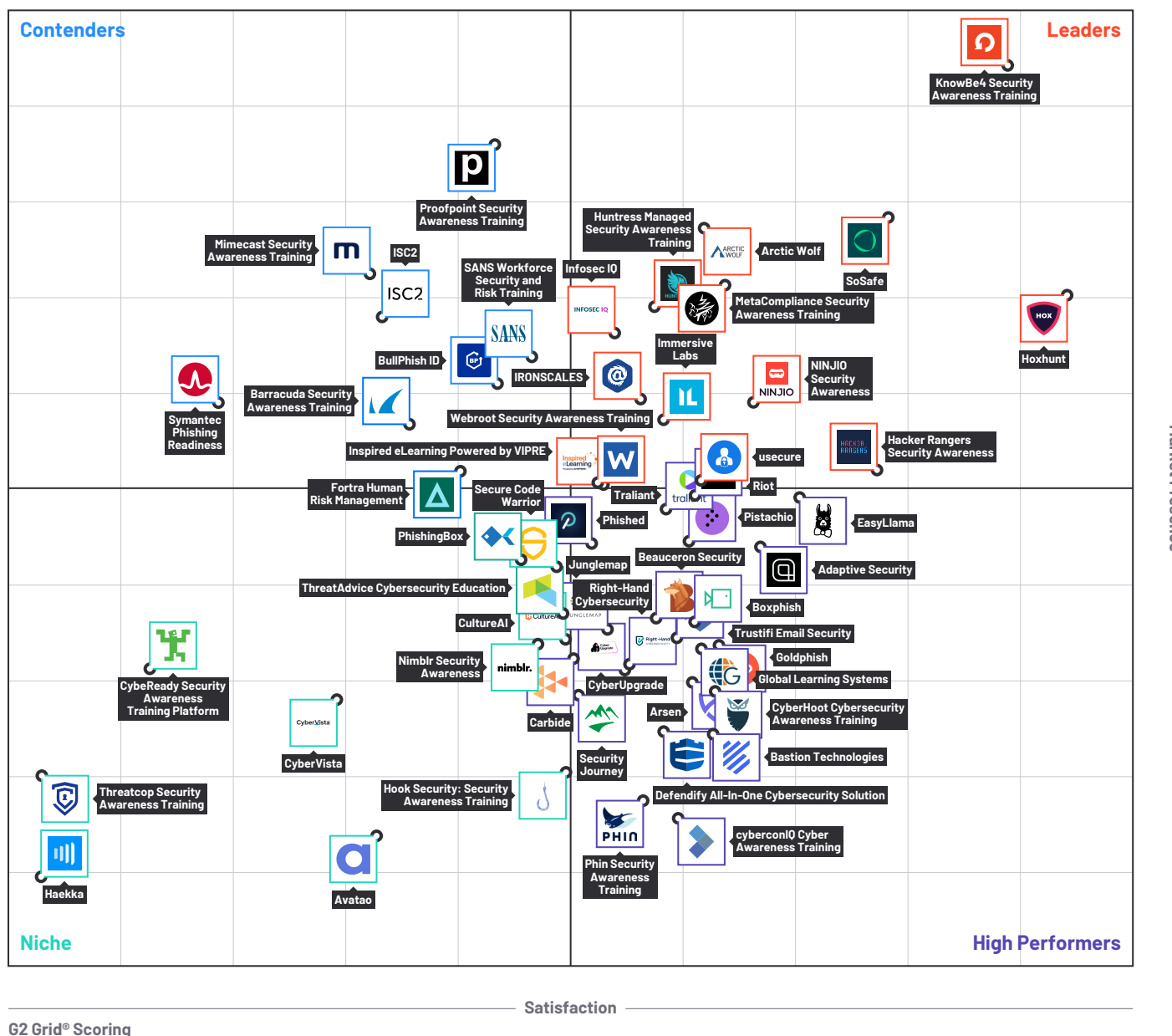


Grid® Report for Security Awareness Training | Fall 2025



Security Awareness Training Software



(Security Awareness Training Software continues on next page)

Security Awareness Training Software (continued)

Security Awareness Training Software Definition

Security awareness training software provides businesses with online courses to train and assess their employees' security readiness. Businesses use these tools to outsource security training to specialized providers with experience and courses specific to a variety of security measures. Many of these tools deliver simulated attacks or fraudulent emails to help employees better identify malicious content before encountering it in real-life scenarios.

While some [online course providers](#) offer security awareness training, the products listed in this category are courses specific to cybersecurity and information security in the workplace.

To qualify for inclusion in the Security Awareness Training category, a product must:

- ▶ Provide educational security courses
- ▶ Offer online classes or a web-based educational content
- ▶ Provide training and assessment tools

Security Awareness Training Grid® Scoring Description

Products shown on the Grid® for Security Awareness Training have received a minimum of 10 reviews/ratings in data gathered by August 12, 2025. Products are ranked by customer satisfaction (based on user reviews) and market presence (based on market share, seller size, and social impact) and placed into four categories on the Grid®:

- ▶ Products in the Leader quadrant are rated highly by G2 users and have substantial Market Presence scores. Leaders include: [KnowBe4 Security Awareness Training](#), [Hoxhunt](#), [SoSafe](#), [Arctic Wolf](#), [MetaCompliance Security Awareness Training](#), [Hacker Rangers Security Awareness](#), [Huntress Managed Security Awareness Training](#), [NINJIO Security Awareness](#), [Infosec IQ](#), [IRONSCALES](#), [Immersive Labs](#), [usecure](#), [Inspired eLearning Powered by VIPRE](#), and [Webroot Security Awareness Training](#)
- ▶ High Performing products have high customer Satisfaction scores and low Market Presence compared to the rest of the category. High Performers include: [EasyLlama](#), [Adaptive Security](#), [Riot](#), [Traliant](#), [Pistachio](#), [Boxphish](#), [Goldphish](#), [Phished](#), [Global Learning Systems](#), [Beauceron Security](#), [Trustifi Email Security](#), [CyberHoot Cybersecurity Awareness Training](#), [Arsen](#), [Junglemap](#), [Right-Hand Cybersecurity](#), [Bastion Technologies](#), [CyberUpgrade](#), [Carbide](#), [Defendify All-In-One Cybersecurity Solution](#), [Security Journey](#), [cyberconIQ Cyber Awareness Training](#), and [Phin Security Awareness Training](#)
- ▶ Contender products have relatively low customer Satisfaction scores and high Market Presence compared to the rest of the category. While they may have positive reviews, they do not have enough reviews to validate those ratings. Contenders include: [Proofpoint Security Awareness Training](#), [SANS Workforce Security and Risk Training](#), [Mimecast Security Awareness Training](#), [BullPhish ID](#), [ISC2](#), [Barracuda Security Awareness Training](#), [Fortra Human Risk Management](#), and [Symantec Phishing Readiness](#)
- ▶ Niche products have relatively low Satisfaction scores and low Market Presence compared to the rest of the category. While they may have positive reviews, they do not have enough reviews to validate those ratings. Niche products include: [Secure Code Warrior](#), [PhishingBox](#), [ThreatAdvice Cybersecurity Education](#), [CultureAI](#), [Nimblr Security Awareness](#), [Hook Security](#), [CyberVista](#), [Avatao](#), [CybeReady Security Awareness Training Platform](#), [Threatcop Security Awareness Training](#), and [Haekka](#)



Grid® Scores for Security Awareness Training Software

The table below shows the Satisfaction and Market Presence scores that determine product placement on the Grid®. To learn more about each of the products, please see the profile section.

Leaders

	# of Reviews	Satisfaction	Market Presence	G2 Score
KnowBe4 Security Awareness Training	2153	91	99	95
Hoxhunt	3214	97	72	85
SoSafe	758	80	81	81
Arctic Wolf	100	63	80	71
MetaCompliance Security Awareness Training	1086	65	74	69
Hacker Rangers Security Awareness	645	79	52	66
Huntress Managed Security Awareness Training	154	58	71	65
NINJIO Security Awareness	360	67	60	64
Infosec IQ	622	54	68	61
IRONSCALES	41	57	60	59
Immersive Labs	61	59	58	58
usecure	269	62	51	57
Inspired eLearning Powered by VIPRE	55	53	50	52
Webroot Security Awareness Training	47	53	51	52

High Performers

EasyLlama	155	72	49	60
Adaptive Security	22	68	43	56
Riot	110	62	49	56

(Grid® Scores for Security Awareness Training Software continues on next page)

* Products are ordered by G2 Score. Satisfaction score is used as a tiebreaker if two products have the same G2 Score.



Grid® Scores for Security Awareness Training Software (continued)

The table below shows the Satisfaction and Market Presence scores that determine product placement on the Grid®. To learn more about each of the products, please see the profile section.

High Performers (continued)

	# of Reviews	Satisfaction	Market Presence	G2 Score
Traliant	62	59	48	53
Pistachio	24	61	44	53
Boxphish	89	62	34	48
Goldphish	71	64	32	48
Phished	106	52	44	48
Global Learning Systems	27	62	31	47
Beauceron Security	11	58	35	46
Trustifi Email Security	10	60	33	46
CyberHoot Cybersecurity Awareness Training	23	64	26	45
Arsen	27	62	27	45
Junglemap	85	54	34	44
Right-Hand Cybersecurity	39	56	30	43
Bastion Technologies	15	64	21	42
CyberUpgrade	30	55	29	42
Carbide	68	50	30	40
Defendify All-In-One Cybersecurity Solution	46	59	22	40
Security Journey	24	51	26	38
cyberconIQ Cyber Awareness Training	11	60	12	36
Phin Security Awareness Training	12	57	14	35

(Grid® Scores for Security Awareness Training Software continues on next page)

* Products are ordered by G2 Score. Satisfaction score is used as a tiebreaker if two products have the same G2 Score.



Grid® Scores for Security Awareness Training Software (continued)

The table below shows the Satisfaction and Market Presence scores that determine product placement on the Grid®. To learn more about each of the products, please see the profile section.

Contenders

	# of Reviews	Satisfaction	Market Presence	G2 Score
Proofpoint Security Awareness Training	316	43	90	66
SANS Workforce Security and Risk Training	31	46	65	56
Mimecast Security Awareness Training	16	31	75	53
BullPhish ID	68	43	62	53
ISC2	12	32	70	51
Barracuda Security Awareness Training	13	35	57	46
Fortra Human Risk Management	61	40	52	46
Symantec Phishing Readiness	10	17	60	38

(Grid® Scores for Security Awareness Training Software continues on next page)



Grid® Scores for Security Awareness Training Software (continued)

The table below shows the Satisfaction and Market Presence scores that determine product placement on the Grid®. To learn more about each of the products, please see the profile section.

Niche

	# of Reviews	Satisfaction	Market Presence	G2 Score
Secure Code Warrior	20	49	41	45
PhishingBox	268	45	42	44
ThreatAdvice Cybersecurity Education	39	49	35	42
CultureAI	49	50	32	41
Nimblr Security Awareness	34	47	32	39
Hook Security: Security Awareness Training	55	50	17	33
CyberVista	24	28	25	27
Avatao	35	32	10	21
CybeReady Security Awareness Training Platform	62	10	29	20
Threatcop Security Awareness Training	11	0	17	8
Haekka	10	0	5	2



Grid® Methodology

Grid® Rating Methodology

The Grid® represents the democratic voice of real software users, rather than the subjective opinion of one analyst. G2 rates products from the Security Awareness Training category algorithmically based on data sourced from product reviews shared by G2 users and data sourced from third parties.

Technology buyers can use the Grid® to help them quickly select the best products for their businesses and to find peers with similar experiences. For sellers, media, investors, and analysts, the Grid® provides benchmarks for product comparison and market trend analysis.

Grid® Scoring Methodology

The Grid® Report for Security Awareness Training | Fall 2025 is based on reviews collected through August 12, 2025. We apply unique algorithms to this data to calculate Satisfaction (v4.0) and Market Presence (v7.0) scores for the Fall 2025 report quarter. To view the Security Awareness Training Grid® with the most recent data, please visit the [Security Awareness Training](#) page. For more details on Grid® Scoring, please view the [G2 Scoring Methodology here](#).

Grid® Categorization Methodology

Making G2 research relevant and easy for people to use as they evaluate and select business software products is one of our most important goals. In support of that goal, organizing products and software companies in a well-defined structure that makes capturing, evaluating, and displaying reviews and other research in an orderly manner is a critical part of the research process.

To manage the process of categorizing the software products and the related reviews in the G2 community, G2 follows a publicly available [categorization methodology](#). All products appearing on the Grid® have passed through G2's categorization methodology and meet G2's category standards.

Many terms that appear regularly across G2 and are used to aid in product categorization warrant a definition to facilitate buyer understanding. These terms may be included within reviews from the G2 community or in executive summaries for products included on the Grid®. A [list of standard definitions](#) is available to G2 users to eliminate confusion and ease the buying process.

Rating Changes and Dynamics

The ratings in this report are based on a snapshot of the user reviews and third-party data collected by G2 up through August 12, 2025. The ratings may change as the products are further developed, the sellers grow, and as additional opinions are shared by users. G2 updates the ratings on its website in real time as additional data is received, and this report will be updated as significant data is received. By improving their products and support and/or by having more satisfied customer voices heard, Contenders may become Leaders and Niche sellers may become High Performers.

Trust

Keeping our ratings unbiased is our top priority. G2 follows defined community guidelines to ensure privacy, and authenticity for users and reviews. For more details, please view the [G2 Community Guidelines here](#).

(Grid® Methodology continues on next page)

**Net Promoter, Net Promoter System, Net Promoter Score, NPS and the NPS-related emoticons are registered trademarks of Bain & Company, Inc., Fred Reichheld and Satmetrix Systems, Inc.



Grid® Methodology (continued)

Grid® Inclusion Criteria

All products in a G2 category that have at least 10 reviews from real users of the product are included on the Grid®. Inviting other users, such as colleagues and peers, to join G2 and share authentic product reviews will accelerate this process.

If a product is not yet listed on G2 and it fits the market definition above, then users are encouraged to [suggest its addition](#) to our [Security Awareness Training category](#).

Product Profiles

Product profiles and detailed charts are included for products with 10 or more reviews.

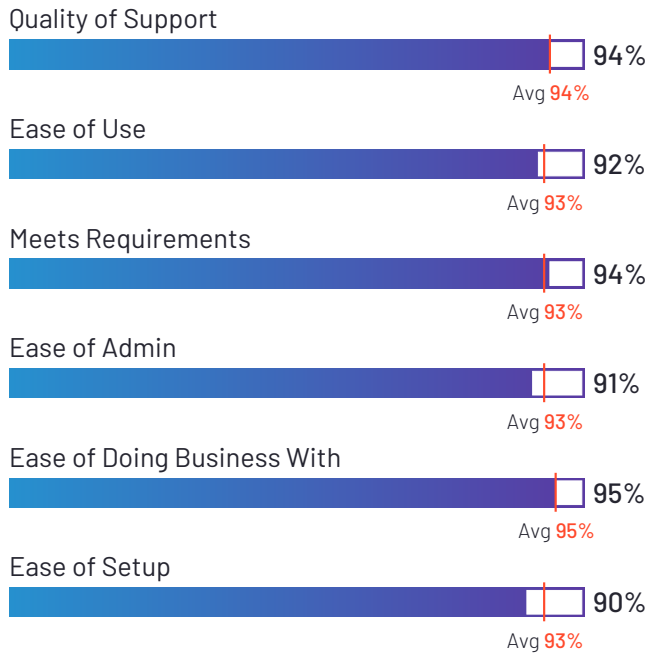


4.7 ★★★★★ (2,170)

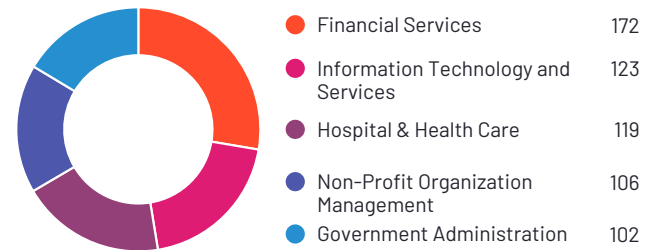


KnowBe4 Security Awareness Training has been named a Leader based on receiving a high customer Satisfaction score and having a large Market Presence. KnowBe4 Security Awareness Training has the largest Market Presence among products in Security Awareness Training. 98% of users rated it 4 or 5 stars, 95% of users believe it is headed in the right direction, and users said they would be likely to recommend KnowBe4 Security Awareness Training at a rate of 93%.


Satisfaction Ratings



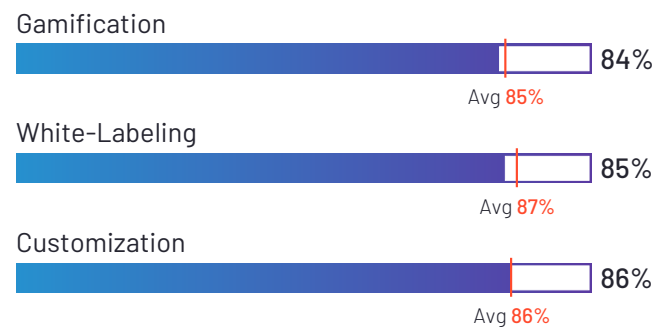
Top Industries Represented



Highest-Rated Features



Lowest-Rated Features



Ownership
KnowBe4, Inc.



HQ Location
Clearwater, FL



Year Founded
2010



Employees (Listed On LinkedIn)
2,177



Company Website
knowbe4.com



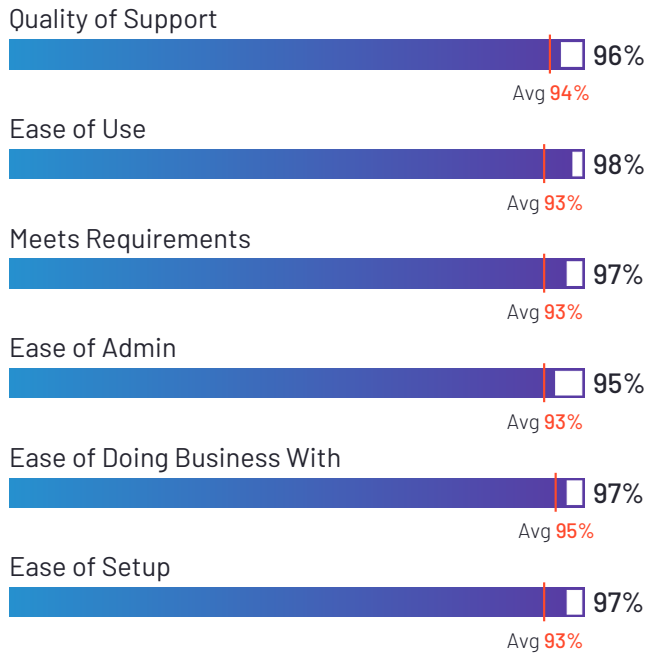
Hoxhunt

4.8 ★★★★★ (3,255)

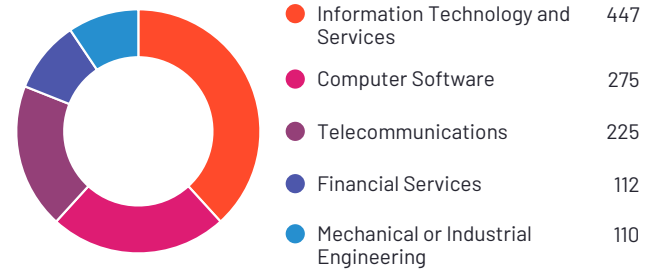


Hoxhunt has been named a Leader based on receiving a high customer Satisfaction score and having a large Market Presence. Hoxhunt received the highest Satisfaction score among products in Security Awareness Training. 99% of users rated it 4 or 5 stars, 94% of users believe it is headed in the right direction, and users said they would be likely to recommend Hoxhunt at a rate of 97%.

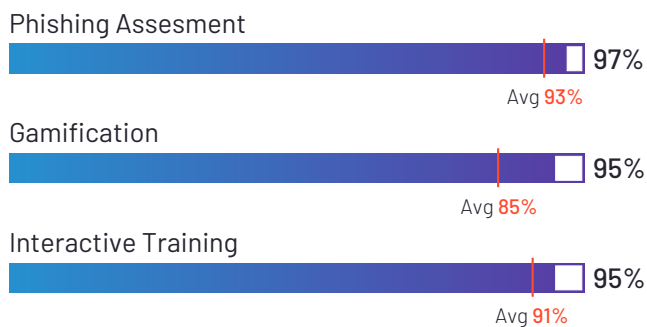
Satisfaction Ratings



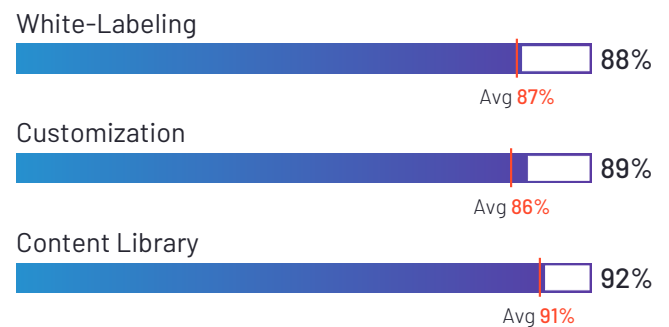
Top Industries Represented



Highest-Rated Features



Lowest-Rated Features



Ownership
Hoxhunt



HQ Location
Helsinki, Southern Finland



Year Founded
2016



Employees (Listed On LinkedIn)
213



Company Website
hoxhunt.com



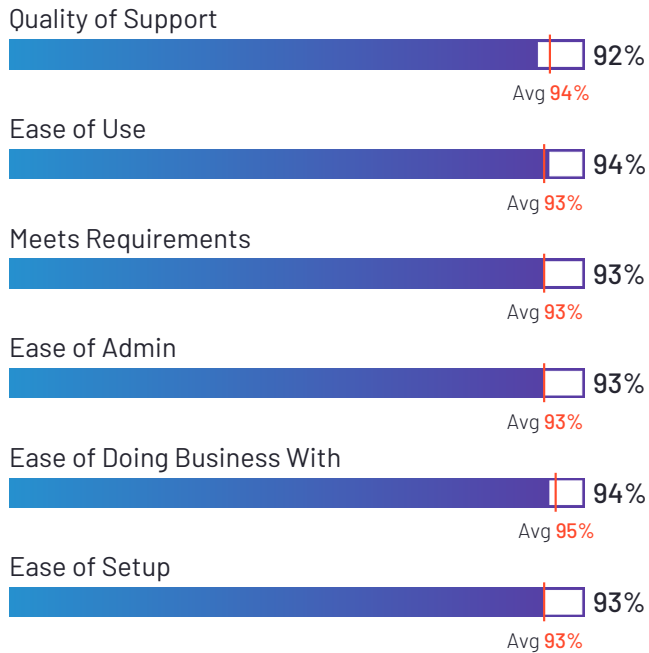
SoSafe

4.6 ★★★★★ (765)

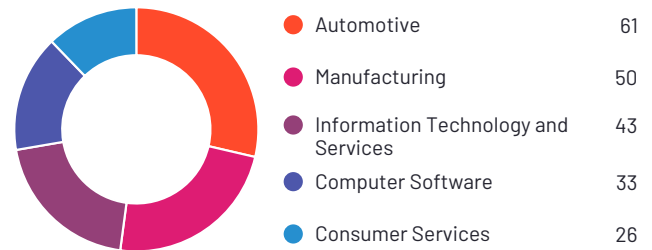


SoSafe has been named a Leader based on receiving a high customer Satisfaction score and having a large Market Presence. 97% of users rated it 4 or 5 stars, 97% of users believe it is headed in the right direction, and users said they would be likely to recommend SoSafe at a rate of 91%.

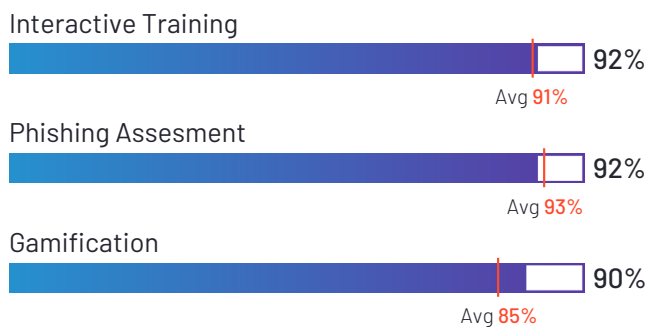
Satisfaction Ratings



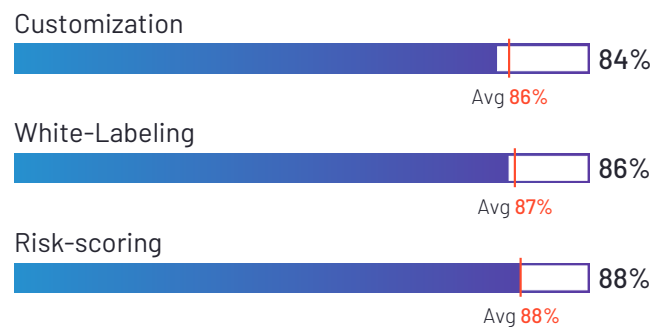
Top Industries Represented



Highest-Rated Features



Lowest-Rated Features



Ownership
SoSafe



HQ Location
Cologne, North
Rhine-Westphalia



Year Founded
2018



**Employees (Listed
On LinkedIn)**
643



Company Website
sosafe-awareness.com



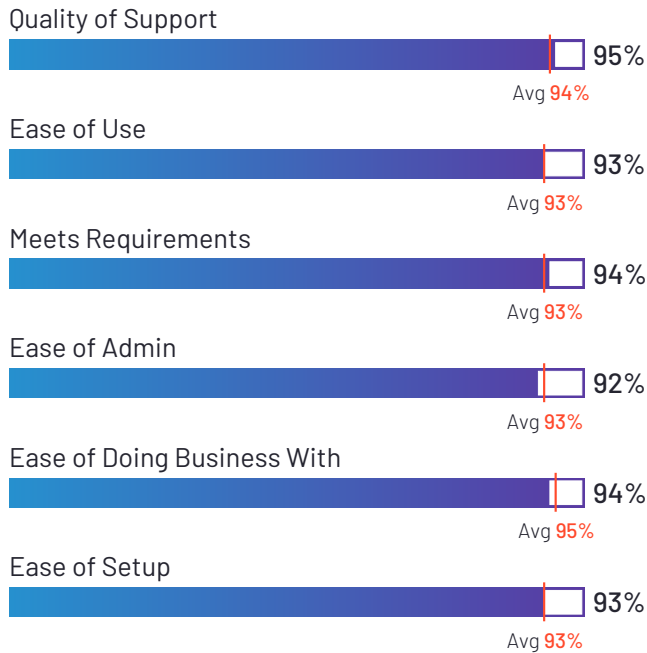
Arctic Wolf

4.7 ★★★★★ (273)

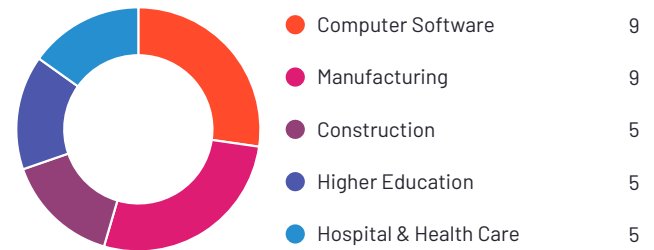


Arctic Wolf has been named a Leader based on receiving a high customer Satisfaction score and having a large Market Presence. 96% of users rated it 4 or 5 stars, 91% of users believe it is headed in the right direction, and users said they would be likely to recommend Arctic Wolf at a rate of 93%. Arctic Wolf is also in the Endpoint Detection & Response (EDR), Cloud Detection and Response (CDR), Managed Detection and Response (MDR), and Risk-Based Vulnerability Management categories.

Satisfaction Ratings



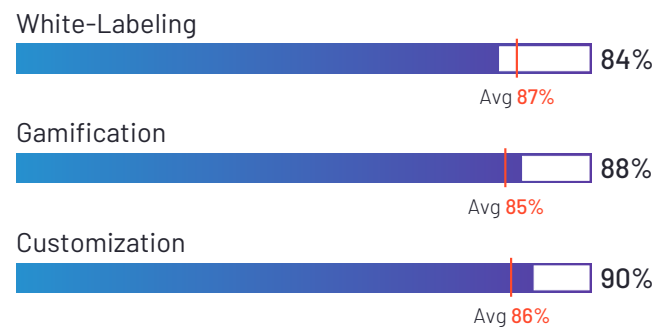
Top Industries Represented



Highest-Rated Features



Lowest-Rated Features



Ownership
Arctic Wolf Networks



HQ Location
Eden Prairie, MN



Year Founded
2012



Employees (Listed On LinkedIn)
3,131



Company Website
arcticwolf.com



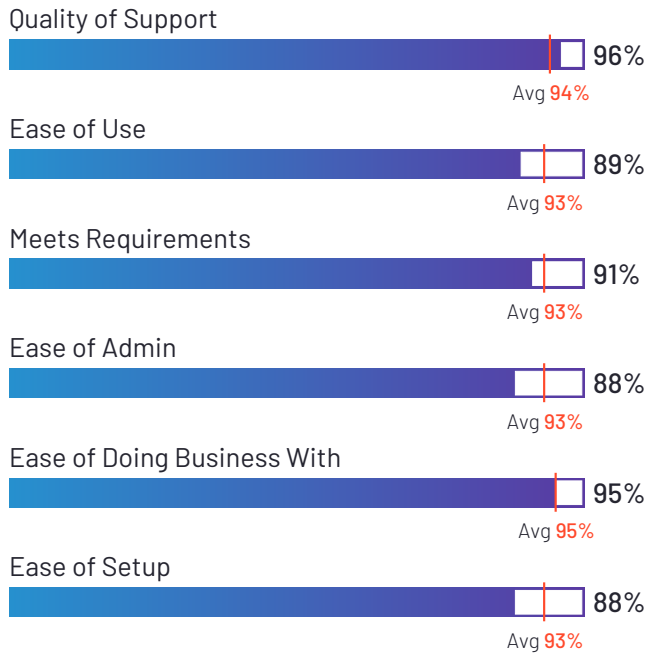
MetaCompliance Security Awareness Training

4.6 ★★★★★ (1,116)

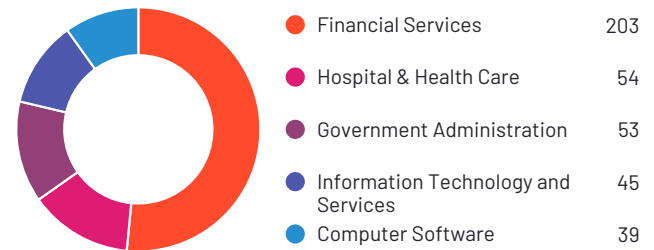


MetaCompliance Security Awareness Training has been named a Leader based on receiving a high customer Satisfaction score and having a large Market Presence. 97% of users rated it 4 or 5 stars, 95% of users believe it is headed in the right direction, and users said they would be likely to recommend MetaCompliance Security Awareness Training at a rate of 91%.

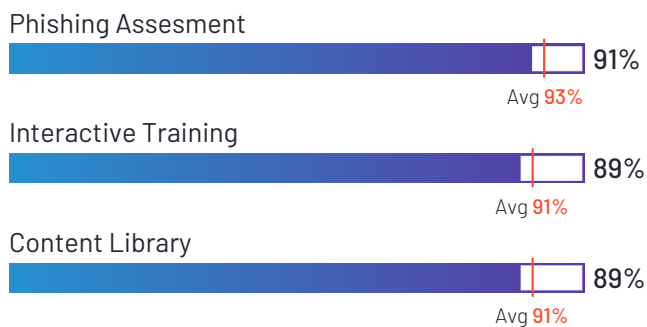
Satisfaction Ratings



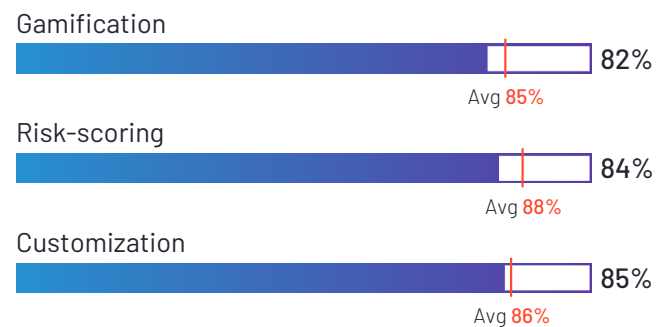
Top Industries Represented



Highest-Rated Features



Lowest-Rated Features



Ownership
MetaCompliance



HQ Location
London, GB



Year Founded
2005



Employees (Listed On LinkedIn)
237



Company Website
metacompliance.com



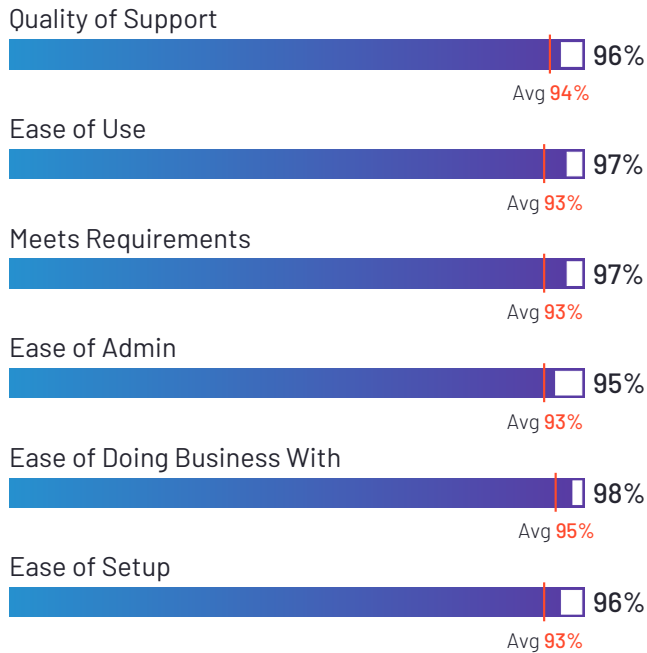
Hacker Rangers Security Awareness

4.9 ★★★★★ (730)




Hacker Rangers Security Awareness has been named a Leader based on receiving a high customer Satisfaction score and having a large Market Presence. 100% of users rated it 4 or 5 stars, 99% of users believe it is headed in the right direction, and users said they would be likely to recommend Hacker Rangers Security Awareness at a rate of 98%. Hacker Rangers Security Awareness is also in the Gamification category.


Satisfaction Ratings



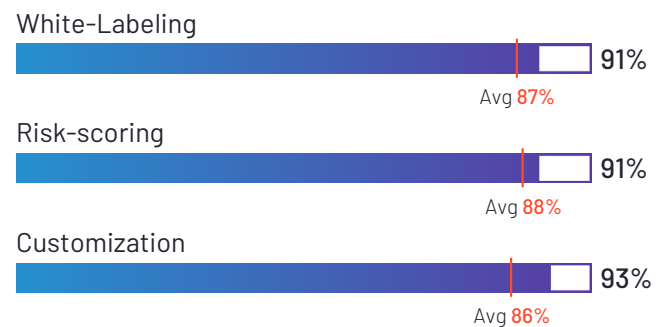
Top Industries Represented



Highest-Rated Features



Lowest-Rated Features



Ownership
Hacker Rangers



HQ Location
Orlando, Florida



Year Founded
2011



Employees (Listed On LinkedIn)
36



Company Website
hackerrangers.com



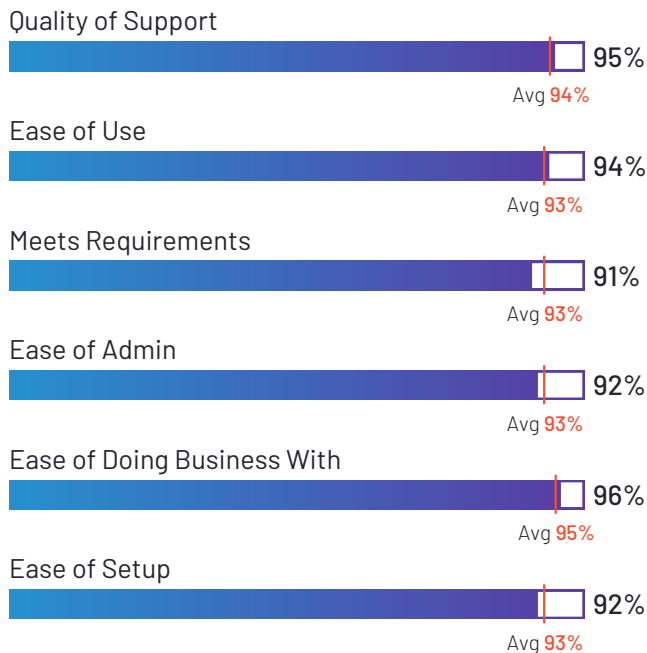
Huntress Managed Security Awareness Training

4.6 ★★★★★ (156)

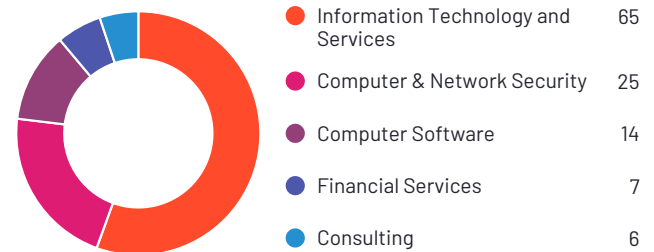


Huntress Managed Security Awareness Training has been named a Leader based on receiving a high customer Satisfaction score and having a large Market Presence. 95% of users rated it 4 or 5 stars, 91% of users believe it is headed in the right direction, and users said they would be likely to recommend Huntress Managed Security Awareness Training at a rate of 92%.


Satisfaction Ratings



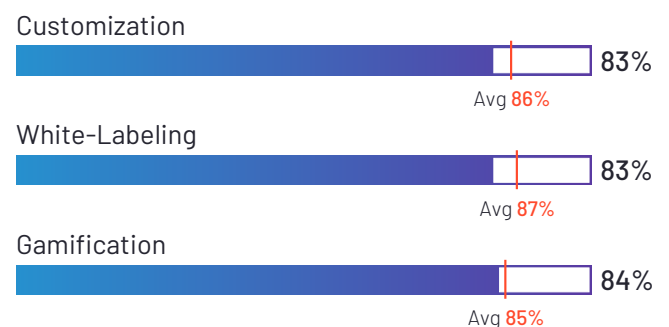
Top Industries Represented



Highest-Rated Features



Lowest-Rated Features



Ownership
Huntress Labs



HQ Location
Ellicott City, US



Year Founded
2015



Employees (Listed On LinkedIn)
696



Company Website
huntress.com



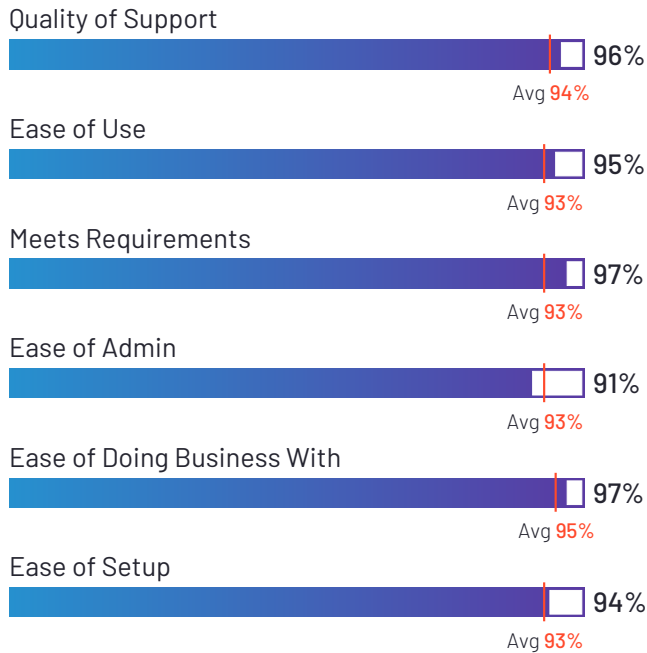
NINJIO Security Awareness

4.9 ★★★★★ (363)

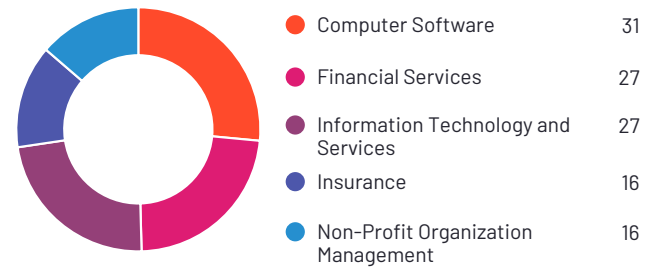


NINJIO Security Awareness has been named a Leader based on receiving a high customer Satisfaction score and having a large Market Presence. 99% of users rated it 4 or 5 stars, 97% of users believe it is headed in the right direction, and users said they would be likely to recommend NINJIO Security Awareness at a rate of 97%.

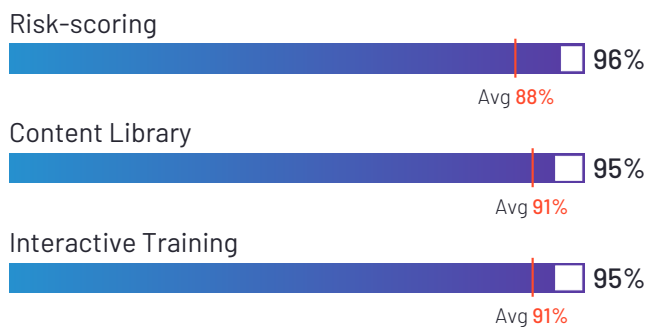
Satisfaction Ratings



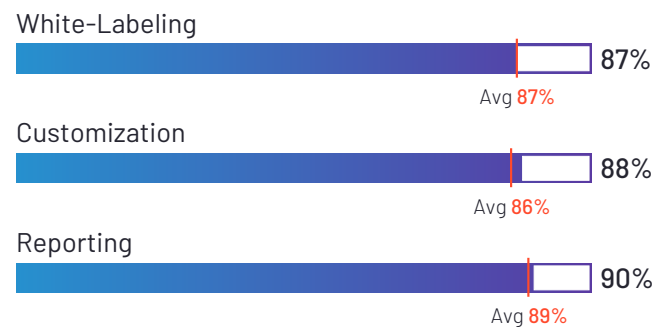
Top Industries Represented



Highest-Rated Features



Lowest-Rated Features



Ownership
NINJIO



HQ Location
Westlake Village,
California



Year Founded
2015



Employees (Listed
On LinkedIn)
76



Company Website
ninjio.com



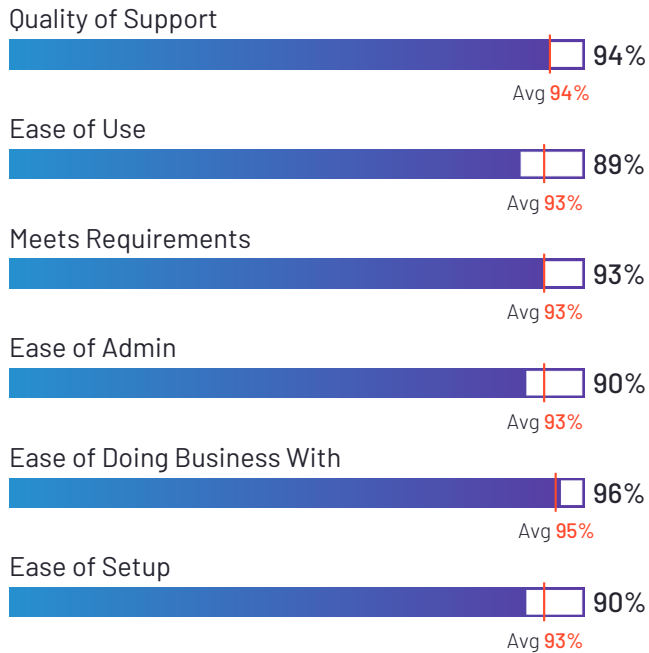
Infosec IQ

4.5 ★★★★★ (653)

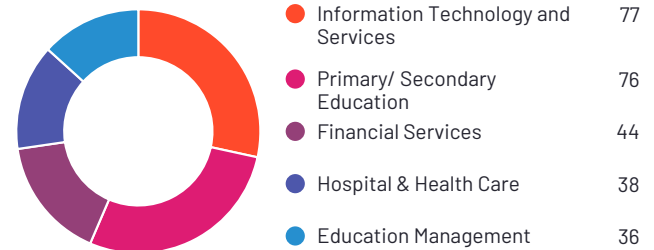


Infosec IQ has been named a Leader based on receiving a high customer Satisfaction score and having a large Market Presence. 97% of users rated it 4 or 5 stars, 91% of users believe it is headed in the right direction, and users said they would be likely to recommend Infosec IQ at a rate of 91%.


Satisfaction Ratings



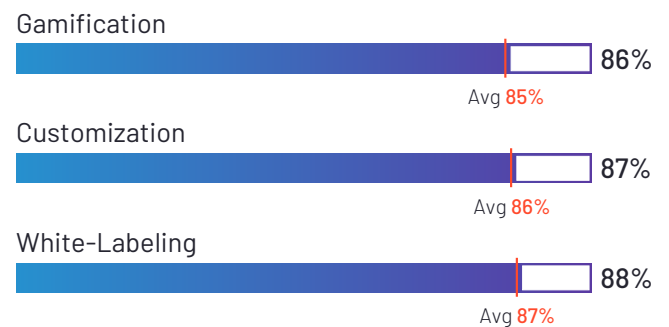
Top Industries Represented



Highest-Rated Features



Lowest-Rated Features



Ownership
Infosec



HQ Location
Madison, Wisconsin



Year Founded
2004



Employees (Listed On LinkedIn)
269



Company Website
infosecinstitute.com



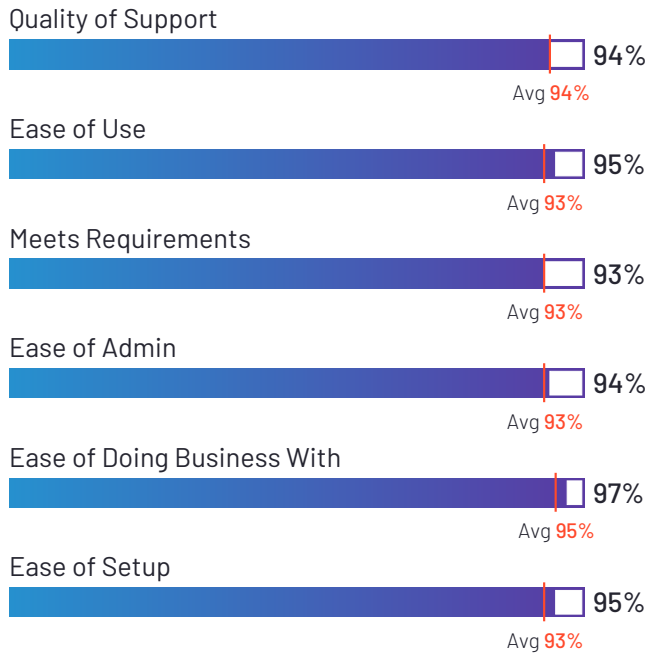
IRONSCALES

4.7 ★★★★★ (52)

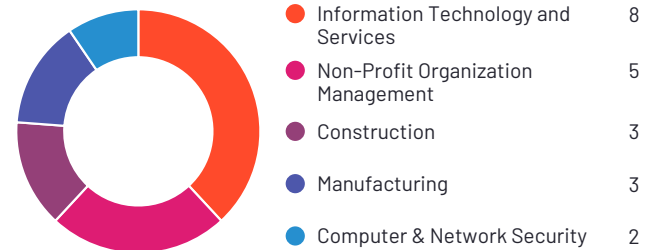


IRONSCALES has been named a Leader based on receiving a high customer Satisfaction score and having a large Market Presence. 100% of users rated it 4 or 5 stars, 96% of users believe it is headed in the right direction, and users said they would be likely to recommend IRONSCALES at a rate of 96%. IRONSCALES is also in the Cloud Email Security, Intelligent Email Protection, Email Anti-spam, and DMARC categories.

Satisfaction Ratings



Top Industries Represented



Ownership
IRONSCALES



HQ Location
Atlanta, Georgia



Year Founded
2014



Employees (Listed On LinkedIn)
162



Company Website
ironscales.com



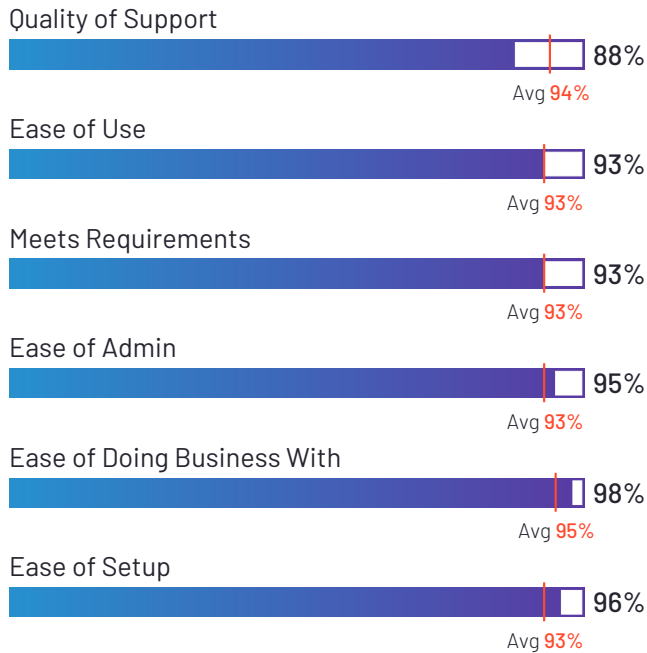
Immersive Labs

4.7 ★★★★★ (109)

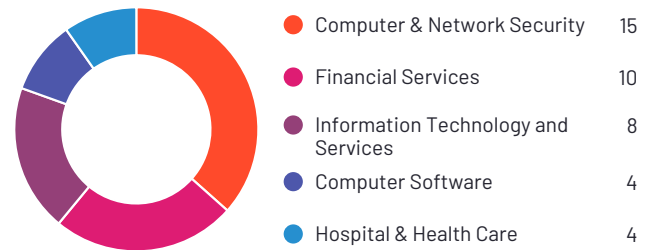


Immersive Labs has been named a Leader based on receiving a high customer Satisfaction score and having a large Market Presence. 98% of users rated it 4 or 5 stars, 98% of users believe it is headed in the right direction, and users said they would be likely to recommend Immersive Labs at a rate of 93%. Immersive Labs is also in the Secure Code Training, Technical Skills Development, Online Course Providers, and Cybersecurity Professional Development categories.


Satisfaction Ratings



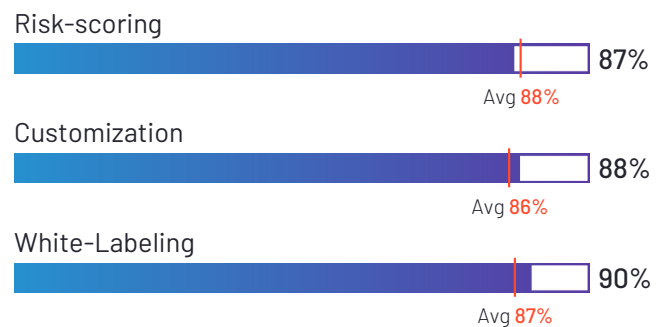
Top Industries Represented



Highest-Rated Features



Lowest-Rated Features



Ownership
Immersive Labs



HQ Location
Bristol



Year Founded
2017



Employees (Listed On LinkedIn)
369



Company Website
immersivelabs.com



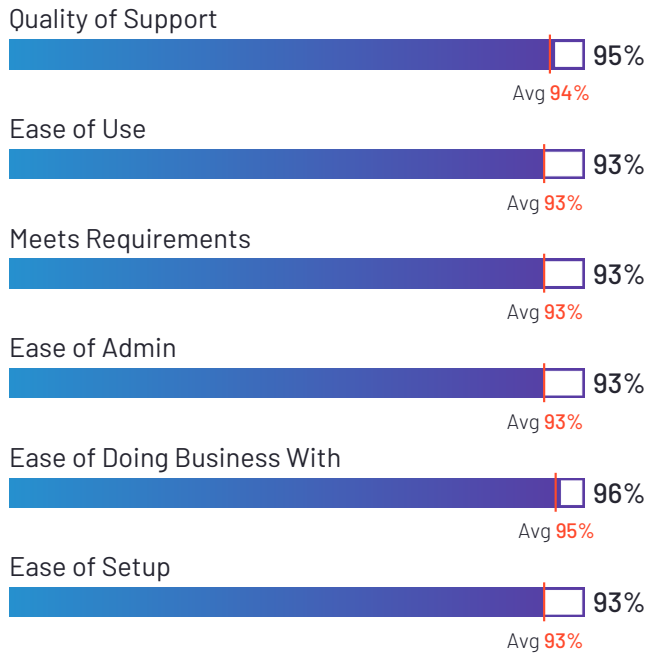
usecure

4.6 ★★★★★ (277)



usecure has been named a Leader based on receiving a high customer Satisfaction score and having a large Market Presence. 99% of users rated it 4 or 5 stars, 95% of users believe it is headed in the right direction, and users said they would be likely to recommend usecure at a rate of 93%. usecure is also in the Dark Web Monitoring category.


Satisfaction Ratings



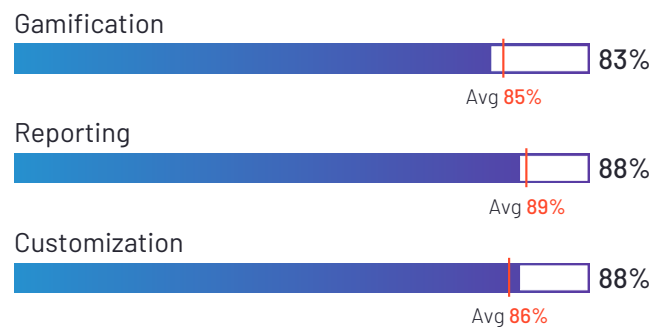
Top Industries Represented



Highest-Rated Features



Lowest-Rated Features



Ownership
usecure



HQ Location
Manchester,, GB



Year Founded
2016



Employees (Listed On LinkedIn)
55



Company Website
www.usecure.io

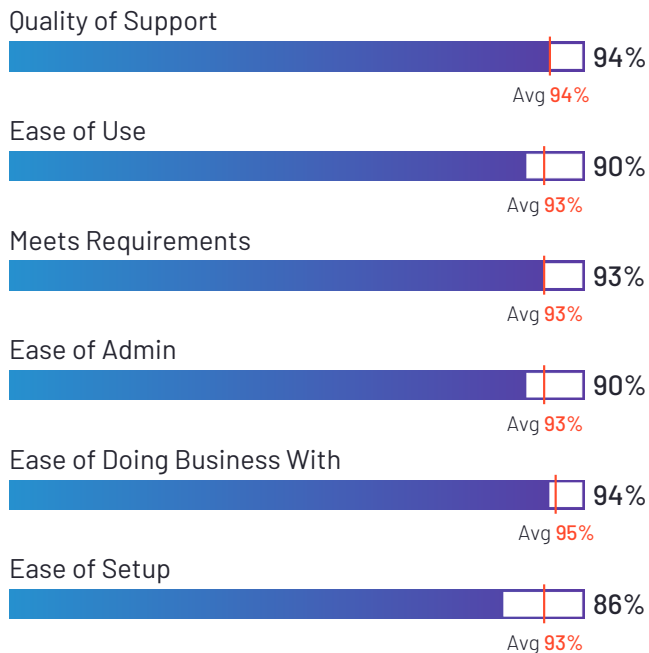


4.4 ★★★★★ (68)

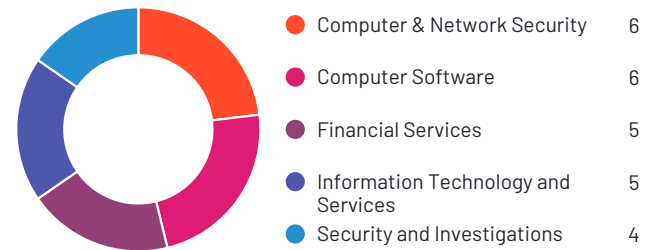


Inspired eLearning Powered by VIPRE has been named a Leader based on receiving a high customer Satisfaction score and having a large Market Presence. 91% of users rated it 4 or 5 stars, 94% of users believe it is headed in the right direction, and users said they would be likely to recommend Inspired eLearning Powered by VIPRE at a rate of 88%. Inspired eLearning Powered by VIPRE is also in the Ethics and Compliance Learning, Corporate Learning Management Systems, and Secure Code Training categories.

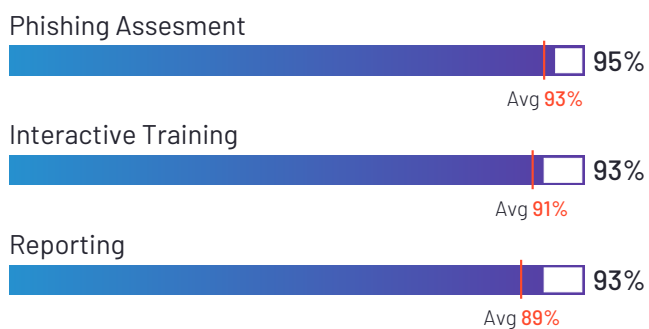
Satisfaction Ratings



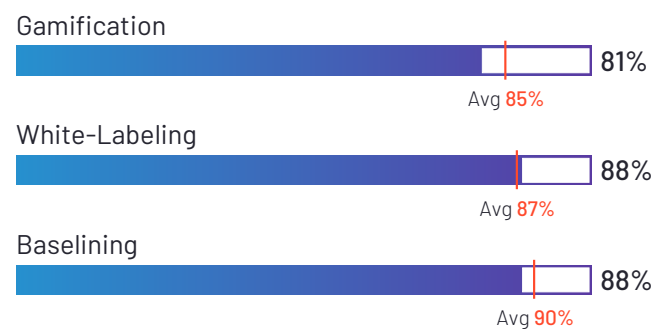
Top Industries Represented



Highest-Rated Features



Lowest-Rated Features



Ownership
VIPRE Security



HQ Location
Clearwater, FL



Year Founded
1994



Employees (Listed On LinkedIn)
222



Company Website
www.vipre.com

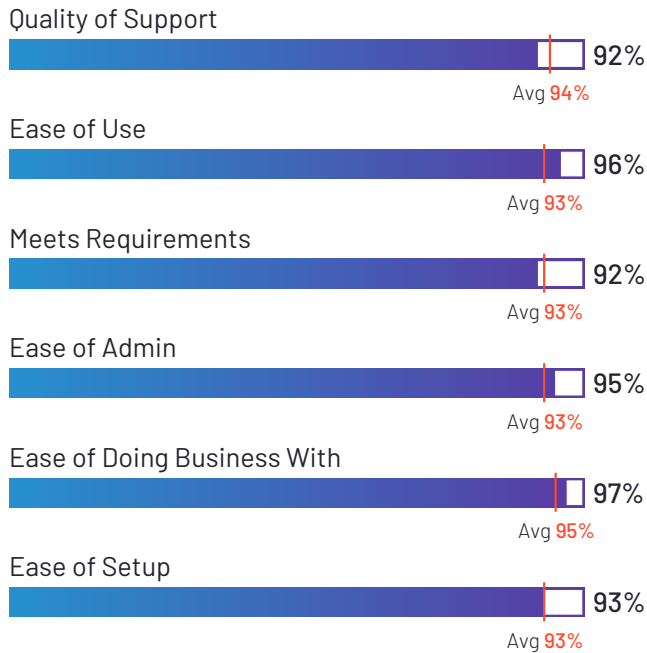


4.4 ★★★★★ (71)

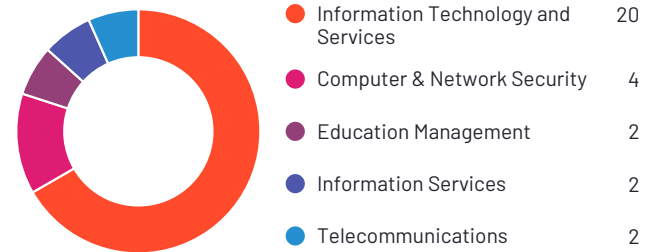


Webroot Security Awareness Training has been named a Leader based on receiving a high customer Satisfaction score and having a large Market Presence. 89% of users rated it 4 or 5 stars, 91% of users believe it is headed in the right direction, and users said they would be likely to recommend Webroot Security Awareness Training at a rate of 89%.

Satisfaction Ratings



Top Industries Represented



Ownership
Webroot



HQ Location
Broomfield, CO



Year Founded
1997



Employees (Listed On LinkedIn)
262



Company Website
webroot.com



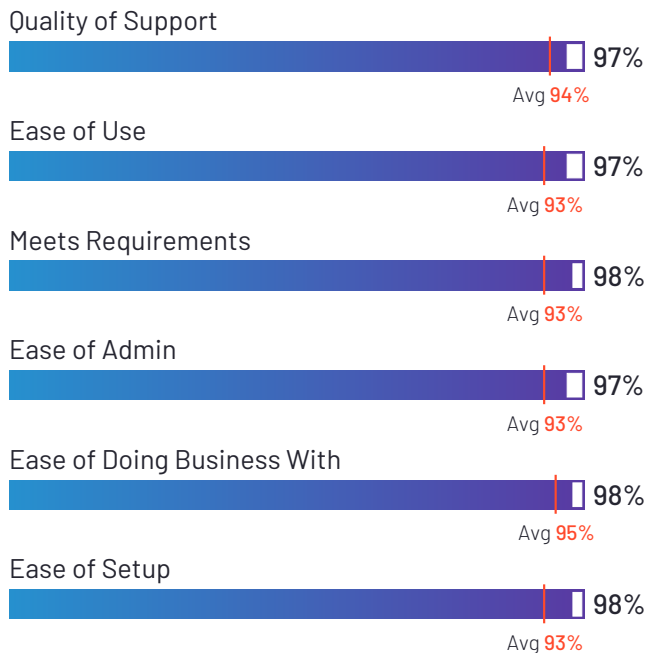
EasyLlama

4.8 ★★★★★ (274)



EasyLlama has been named a High Performer product based on having high customer Satisfaction scores and a low Market Presence compared to the rest of the category. 100% of users rated it 4 or 5 stars, 97% of users believe it is headed in the right direction, and users said they would be likely to recommend EasyLlama at a rate of 97%. EasyLlama is also in the Harassment Prevention Training, Whistleblowing, Ethics and Compliance Learning, HR Case Management, eLearning Content, Corporate Learning Management Systems, and Cybersecurity Professional Development categories.

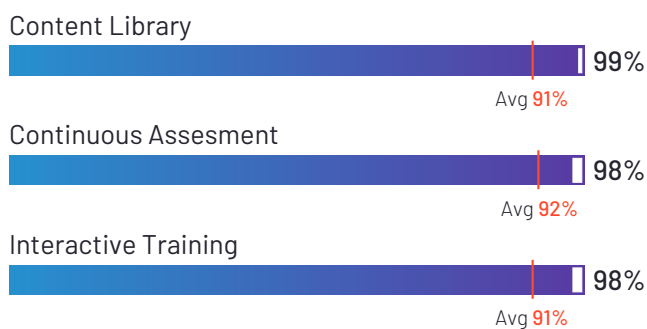
Satisfaction Ratings



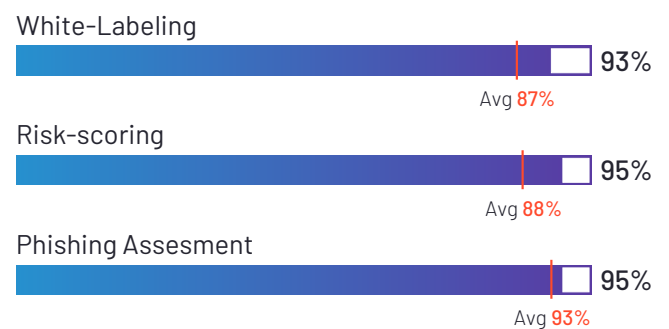
Top Industries Represented



Highest-Rated Features



Lowest-Rated Features



Ownership
EasyLlama



HQ Location
Covina, CA



Year Founded
2019



Employees (Listed On LinkedIn)
50



Company Website
easyllama.com



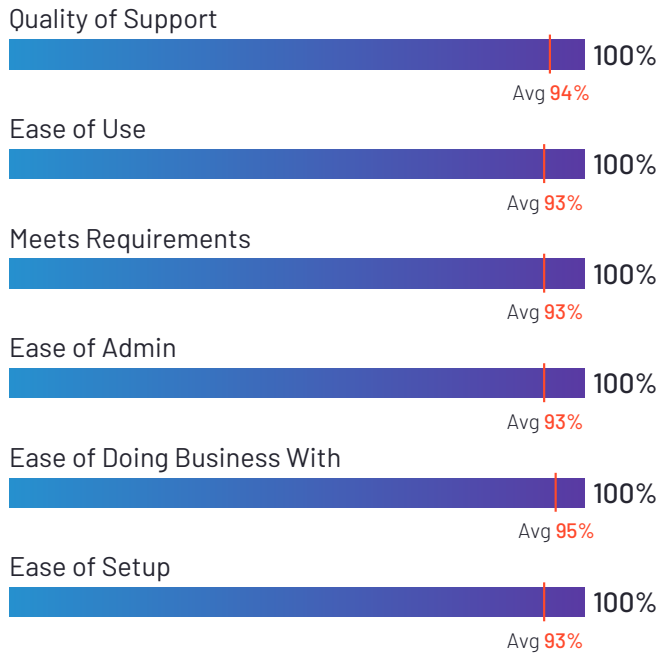
Adaptive Security

5.0 ★★★★★ (22)

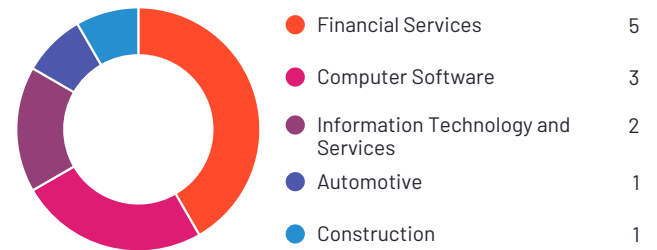


Adaptive Security has been named a High Performer product based on having high customer Satisfaction scores and a low Market Presence compared to the rest of the category. 100% of users rated it 4 or 5 stars, 100% of users believe it is headed in the right direction, and users said they would be likely to recommend Adaptive Security at a rate of 100%. Adaptive Security is also in the Breach and Attack Simulation (BAS) category.

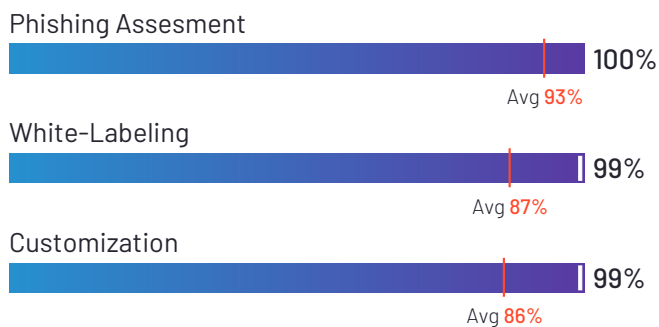
Satisfaction Ratings



Top Industries Represented



Highest-Rated Features



Lowest-Rated Features



Ownership
Adaptive Security



HQ Location
New York, New York,
United States



Year Founded
2024



**Employees (Listed
On LinkedIn)**
88



Company Website
adaptivesecurity.com



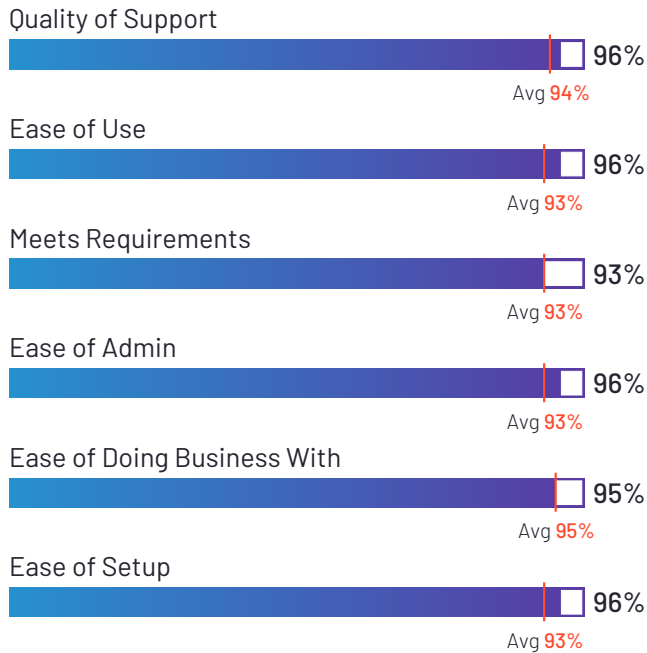
Riot

4.8 ★★★★★ (110)

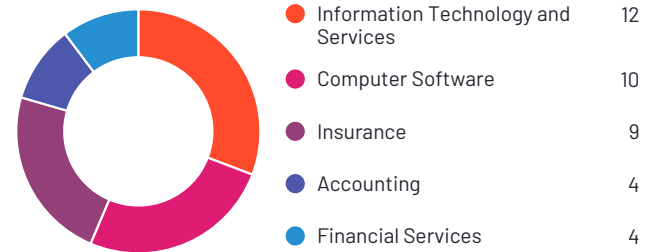


Riot has been named a High Performer product based on having high customer Satisfaction scores and a low Market Presence compared to the rest of the category. 98% of users rated it 4 or 5 stars, 98% of users believe it is headed in the right direction, and users said they would be likely to recommend Riot at a rate of 95%.


Satisfaction Ratings



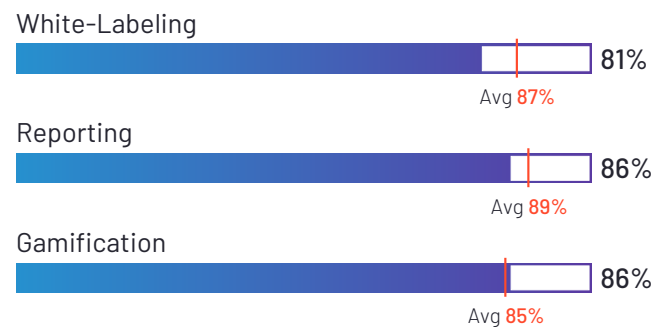
Top Industries Represented



Highest-Rated Features



Lowest-Rated Features



Ownership
Riot



HQ Location
San Francisco, CA



Year Founded
2020



Employees (Listed On LinkedIn)
142



Company Website
tryriot.com



traliant

Traliant

4.5 ★★★★★ (79)



Traliant has been named a High Performer product based on having high customer Satisfaction scores and a low Market Presence compared to the rest of the category. 95% of users rated it 4 or 5 stars, 92% of users believe it is headed in the right direction, and users said they would be likely to recommend Traliant at a rate of 90%. Traliant is also in the Harassment Prevention Training, Ethics and Compliance Learning, and eLearning Content categories.

Satisfaction Ratings

Quality of Support



Ease of Use



Meets Requirements



Ease of Admin



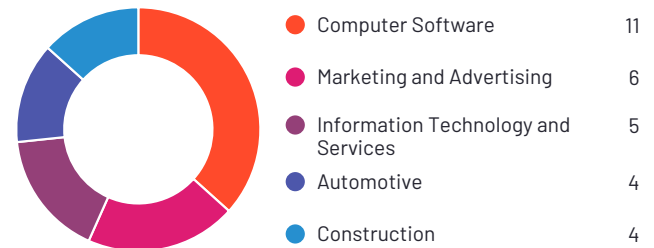
Ease of Doing Business With



Ease of Setup



Top Industries Represented



Ownership
Traliant



HQ Location
New York, NY



Year Founded
2016



Employees (Listed On LinkedIn)
158



Company Website
traliant.com



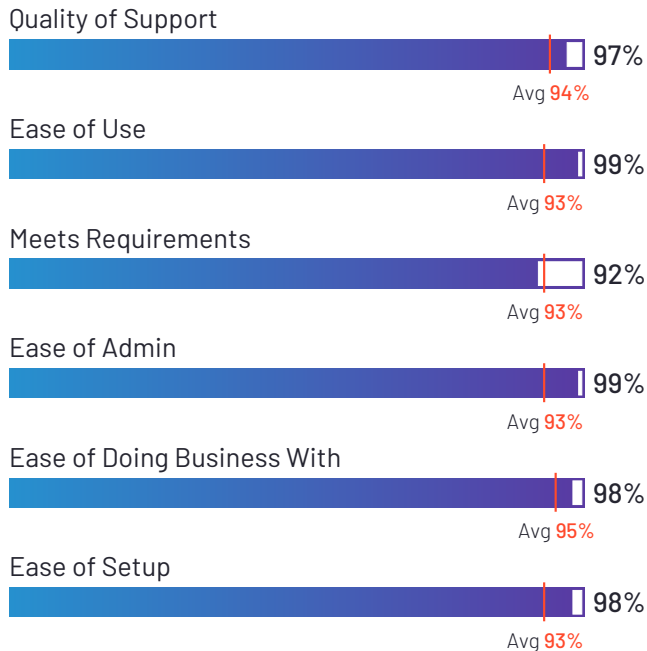
Pistachio

4.8 ★★★★★ (24)

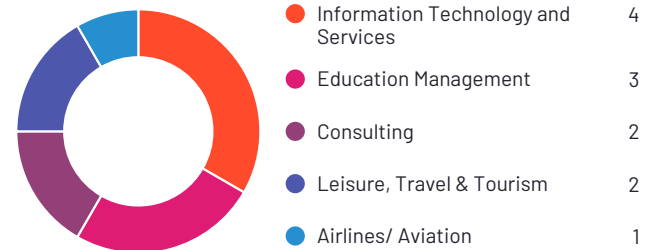


Pistachio has been named a High Performer product based on having high customer Satisfaction scores and a low Market Presence compared to the rest of the category. 100% of users rated it 4 or 5 stars, 100% of users believe it is headed in the right direction, and users said they would be likely to recommend Pistachio at a rate of 95%.

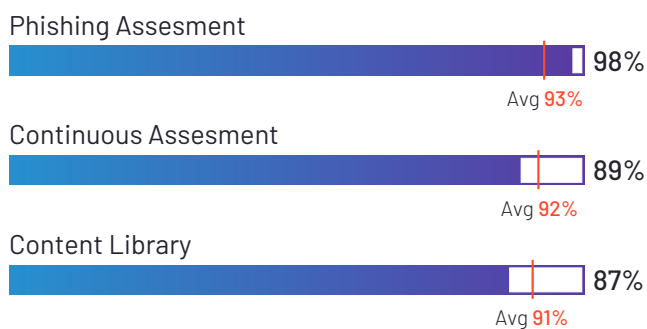
Satisfaction Ratings



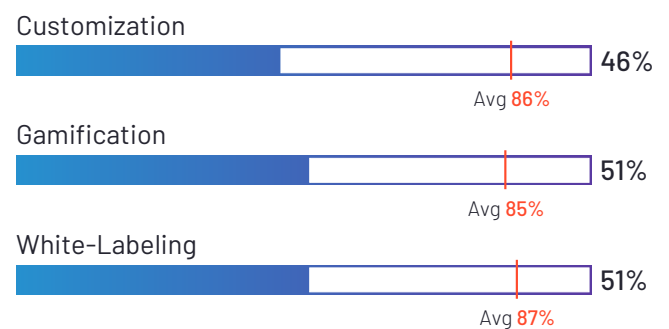
Top Industries Represented



Highest-Rated Features



Lowest-Rated Features



Ownership
Pistachio



HQ Location
Oslo



**Employees (Listed
On LinkedIn)**
121



Company Website
pistachioapp.com



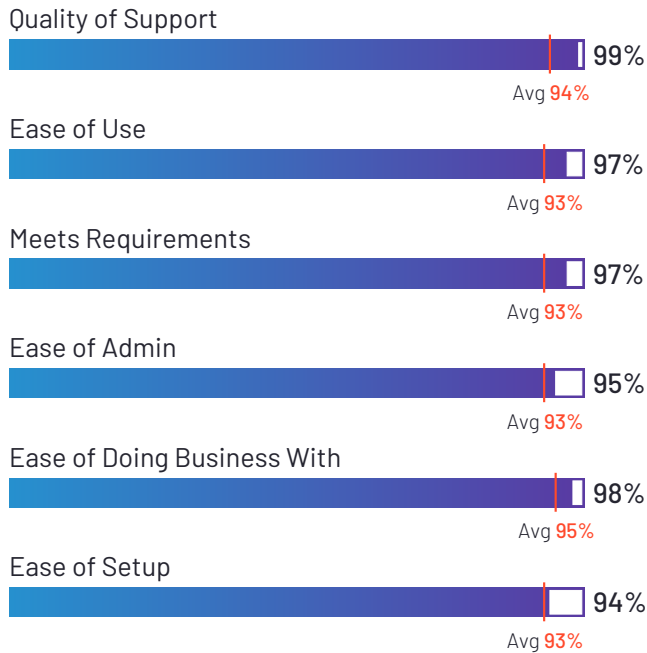
Boxphish

4.9 ★★★★★ (91)




Boxphish has been named a High Performer product based on having high customer Satisfaction scores and a low Market Presence compared to the rest of the category. 100% of users rated it 4 or 5 stars, 100% of users believe it is headed in the right direction, and users said they would be likely to recommend Boxphish at a rate of 98%.


Satisfaction Ratings



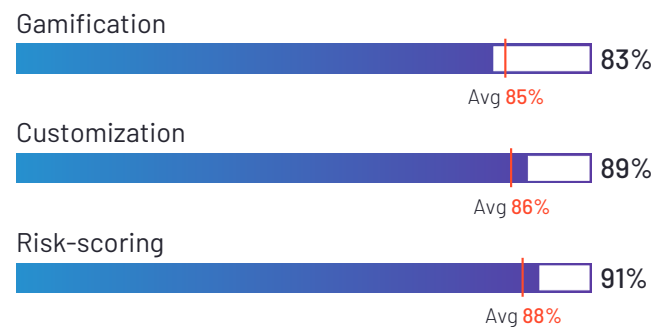
Top Industries Represented



Highest-Rated Features



Lowest-Rated Features



Ownership
Boxphish



HQ Location
Leeds, England



Year Founded
2018



Employees (Listed On LinkedIn)
37



Company Website
boxphish.com



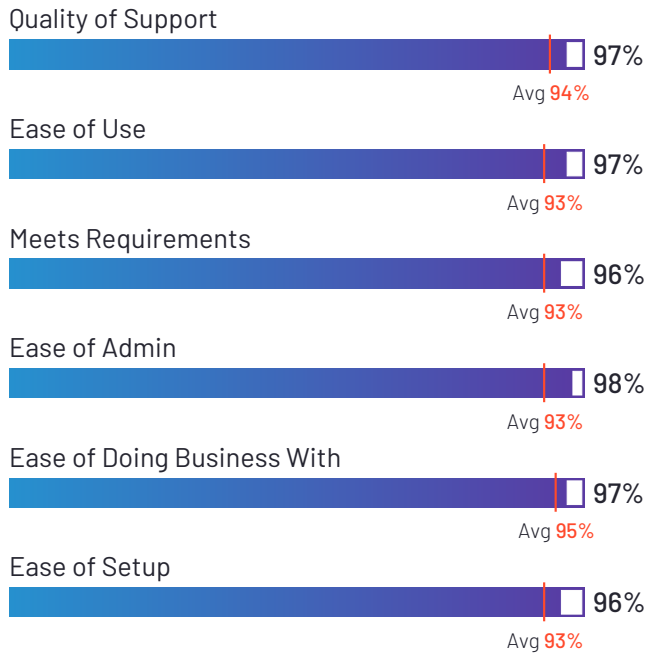
Goldphish

4.8 ★★★★★ (72)



Goldphish has been named a High Performer product based on having high customer Satisfaction scores and a low Market Presence compared to the rest of the category. 100% of users rated it 4 or 5 stars, 99% of users believe it is headed in the right direction, and users said they would be likely to recommend Goldphish at a rate of 97%.

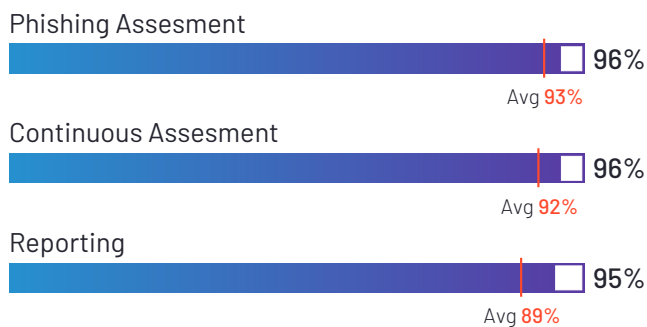
Satisfaction Ratings



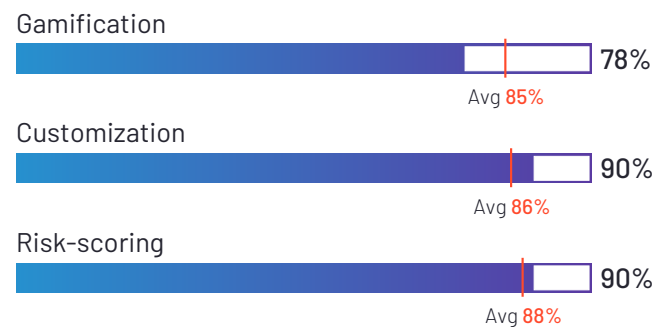
Top Industries Represented



Highest-Rated Features



Lowest-Rated Features



Ownership
Goldphish



HQ Location
Cape Town, South Africa



Year Founded
2017



Employees (Listed On LinkedIn)
10



Company Website
goldphish.com



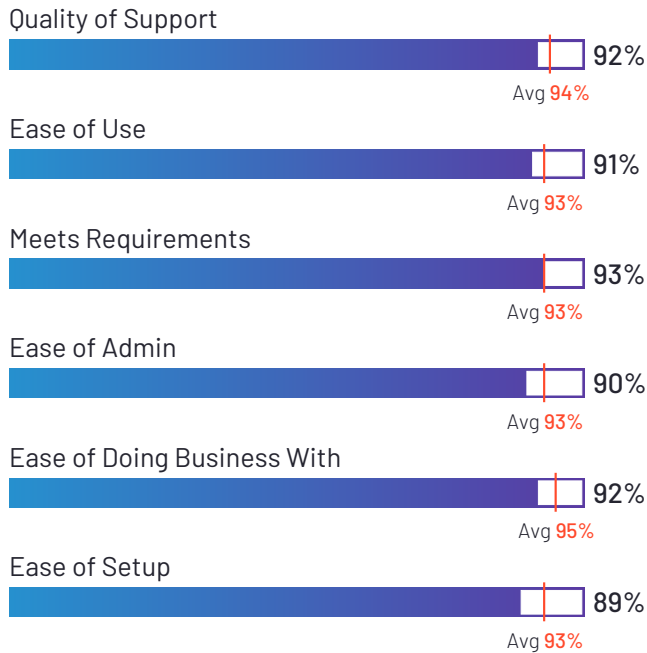
Phished

4.5 ★★★★★ (108)




Phished has been named a High Performer product based on having high customer Satisfaction scores and a low Market Presence compared to the rest of the category. 95% of users rated it 4 or 5 stars, 99% of users believe it is headed in the right direction, and users said they would be likely to recommend Phished at a rate of 89%.


Satisfaction Ratings



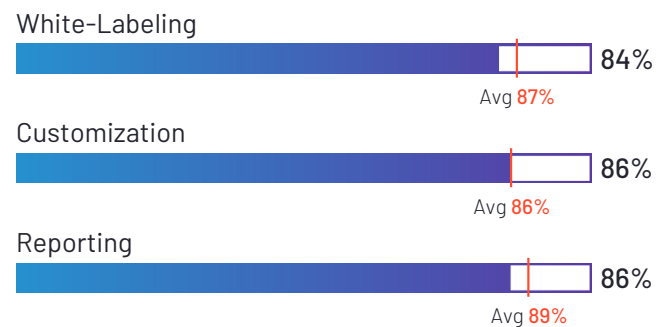
Top Industries Represented



Highest-Rated Features



Lowest-Rated Features



Ownership
Phished



HQ Location
Leuven, Vlaanderen



Year Founded
2018



Employees (Listed On LinkedIn)
72



Company Website
phished.io



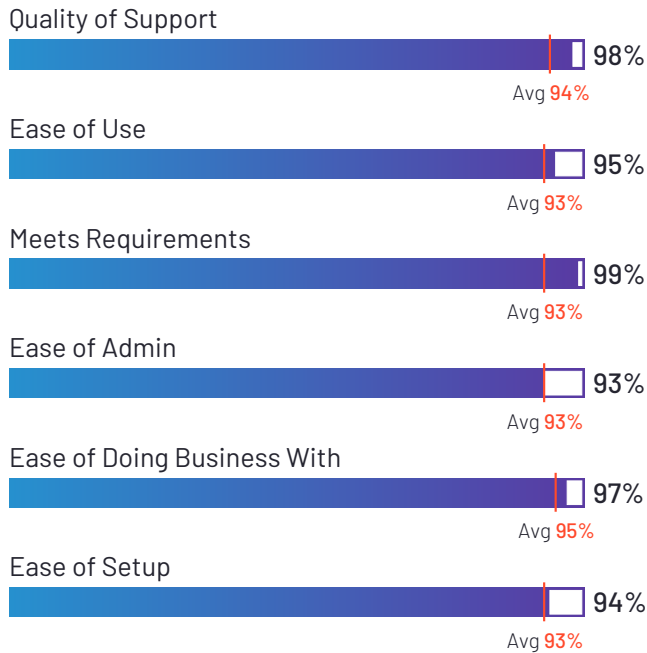
Global Learning Systems

4.9 ★★★★★ (27)

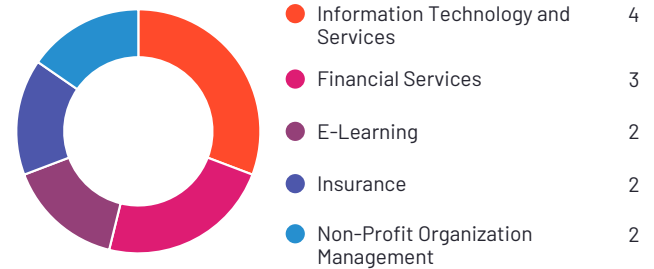


Global Learning Systems has been named a High Performer product based on having high customer Satisfaction scores and a low Market Presence compared to the rest of the category. 100% of users rated it 4 or 5 stars, 94% of users believe it is headed in the right direction, and users said they would be likely to recommend Global Learning Systems at a rate of 98%.

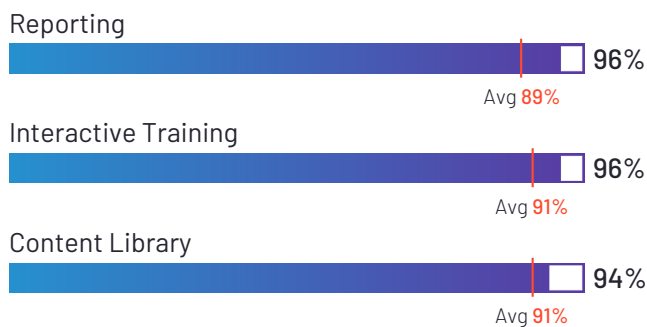
Satisfaction Ratings



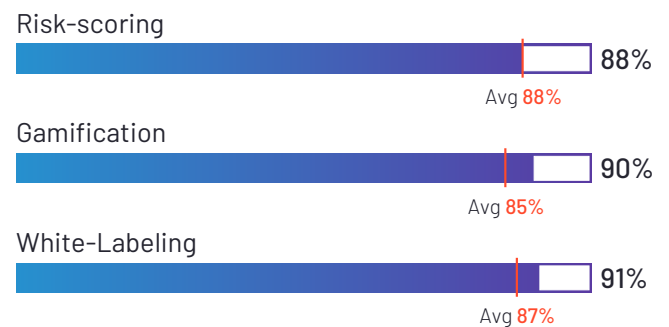
Top Industries Represented



Highest-Rated Features



Lowest-Rated Features



Ownership
Global Learning Systems



HQ Location
Columbia, MD



Year Founded
2000



Employees (Listed On LinkedIn)
25



Company Website
globallearningsystems.com



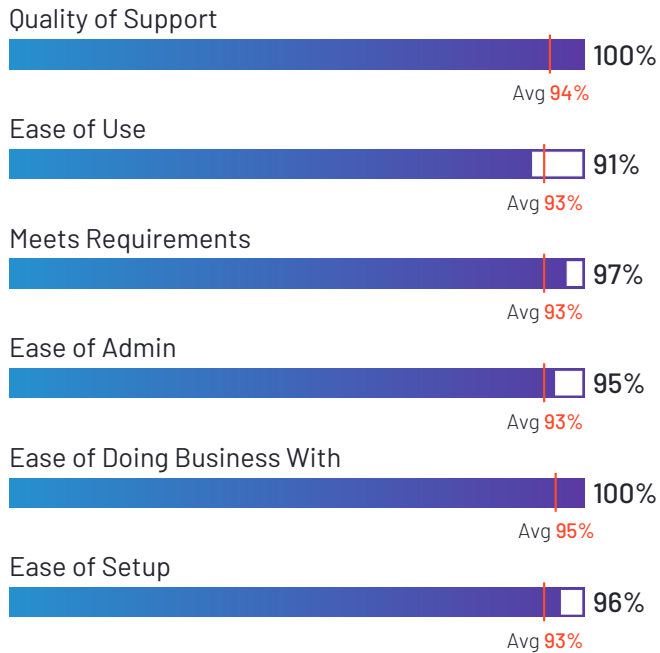
Beauceron Security

4.8 ★★★★★ (13)

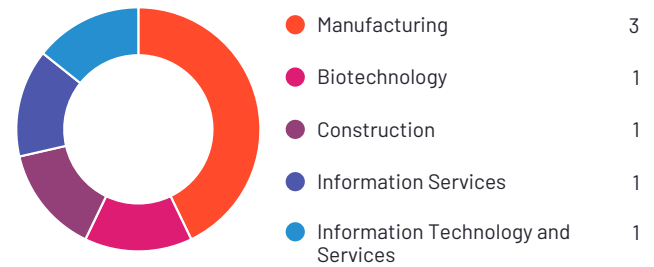


Beauceron Security has been named a High Performer product based on having high customer Satisfaction scores and a low Market Presence compared to the rest of the category. 100% of users rated it 4 or 5 stars, 91% of users believe it is headed in the right direction, and users said they would be likely to recommend Beauceron Security at a rate of 95%.

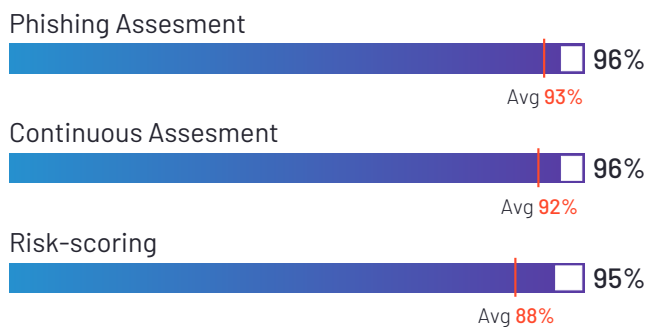
Satisfaction Ratings



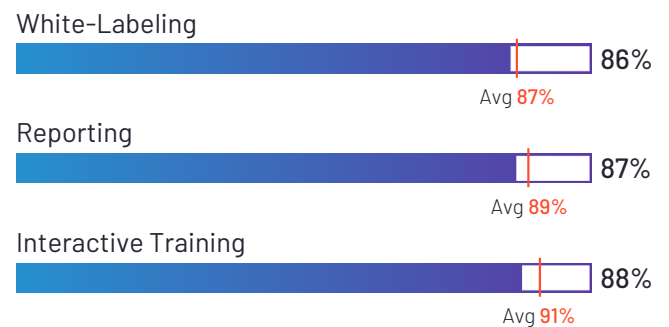
Top Industries Represented



Highest-Rated Features



Lowest-Rated Features



Ownership
Beauceron Security



HQ Location
Fredericton, CA



Year Founded
2016



Employees (Listed On LinkedIn)
48



Company Website
beauceronsecurity.com



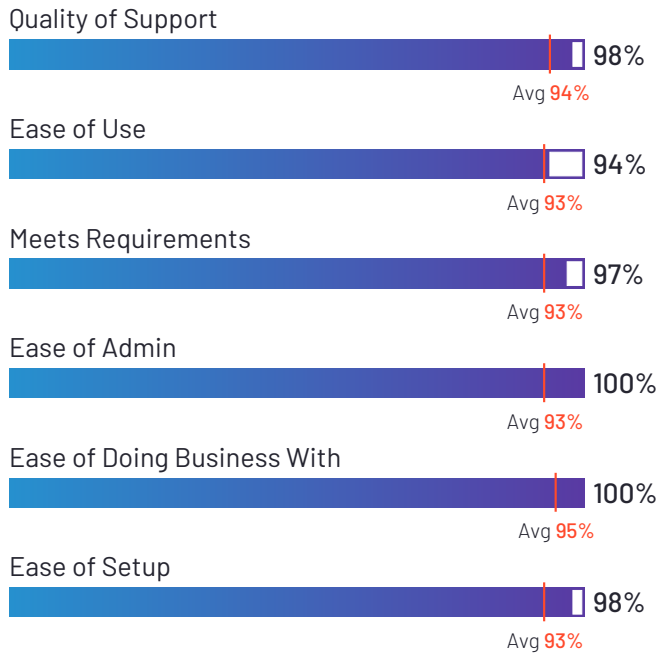
Trustifi Email Security

4.8 ★★★★★ (23)




Trustifi Email Security has been named a High Performer product based on having high customer Satisfaction scores and a low Market Presence compared to the rest of the category. 100% of users rated it 4 or 5 stars, 100% of users believe it is headed in the right direction, and users said they would be likely to recommend Trustifi Email Security at a rate of 98%. Trustifi Email Security is also in the Cloud Email Security, Email Encryption, Data Loss Prevention (DLP), and Email Archiving categories.

Satisfaction Ratings



Top Industries Represented



Ownership
Trustifi



HQ Location
Las Vegas, US



Year Founded
2005



Employees (Listed On LinkedIn)
27



Company Website
trustifi.com

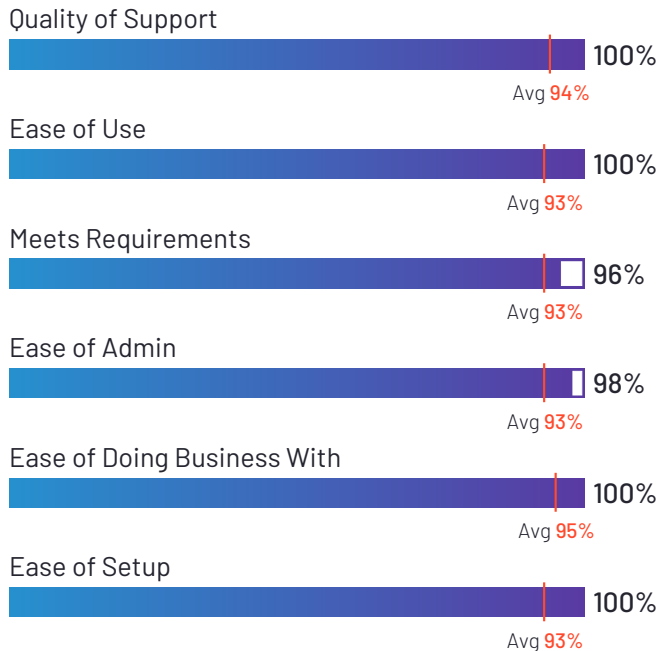


4.8 ★★★★★ (23)



CyberHoot Cybersecurity Awareness Training has been named a High Performer product based on having high customer Satisfaction scores and a low Market Presence compared to the rest of the category. 100% of users rated it 4 or 5 stars, 93% of users believe it is headed in the right direction, and users said they would be likely to recommend CyberHoot Cybersecurity Awareness Training at a rate of 97%.

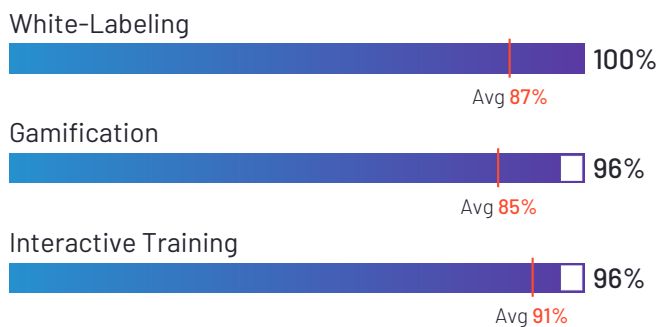
Satisfaction Ratings



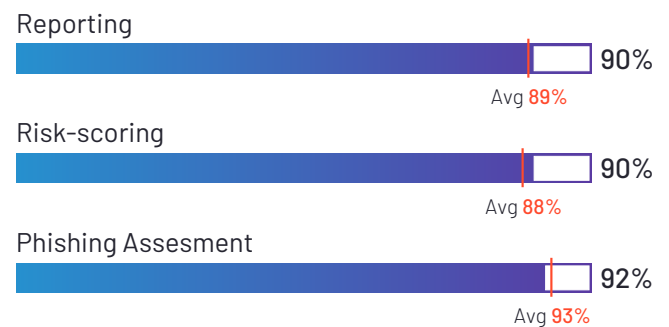
Top Industries Represented



Highest-Rated Features



Lowest-Rated Features



Ownership
CyberHoot



HQ Location
Portsmouth, US



Year Founded
2015



Employees (Listed On LinkedIn)
8



Company Website
cyberhoot.com



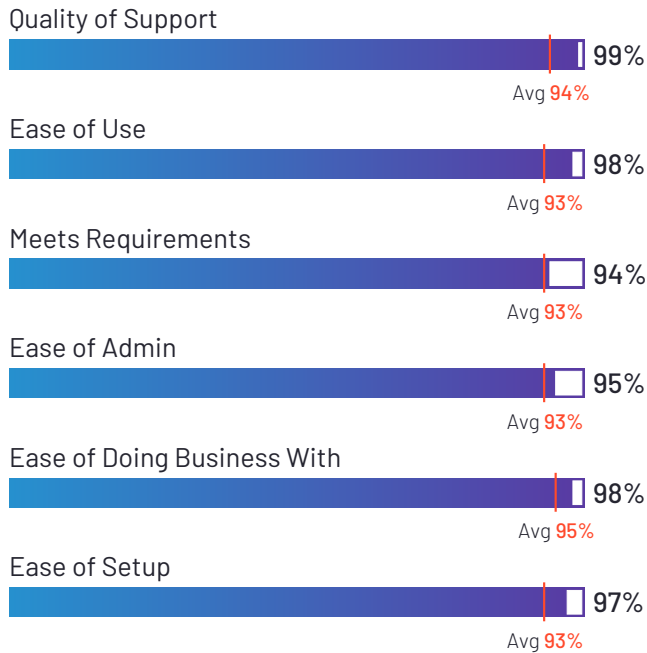
Arsen

4.8 ★★★★★ (27)

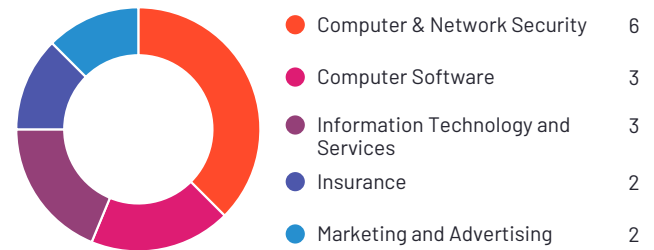


Arsen has been named a High Performer product based on having high customer Satisfaction scores and a low Market Presence compared to the rest of the category. 100% of users rated it 4 or 5 stars, 100% of users believe it is headed in the right direction, and users said they would be likely to recommend Arsen at a rate of 97%.

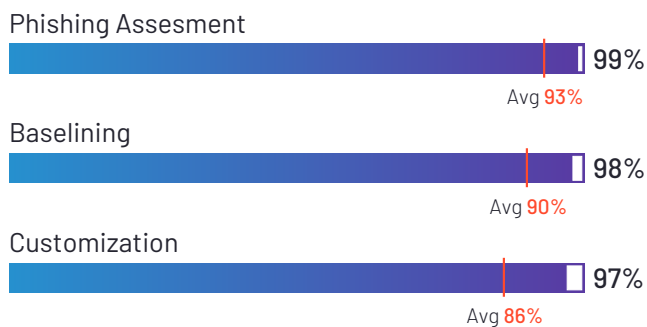
Satisfaction Ratings



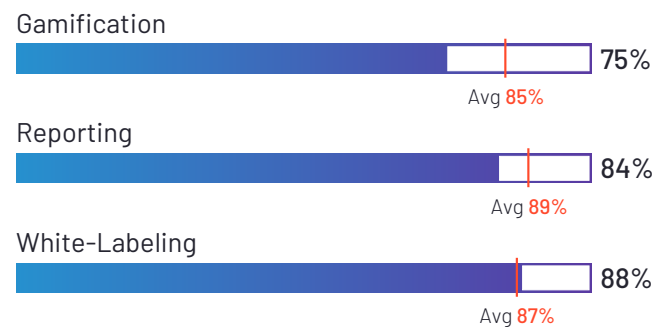
Top Industries Represented



Highest-Rated Features



Lowest-Rated Features



Ownership
Arsen



HQ Location
Paris, FR



Year Founded
2021



Employees (Listed On LinkedIn)
19



Company Website
arsen.co



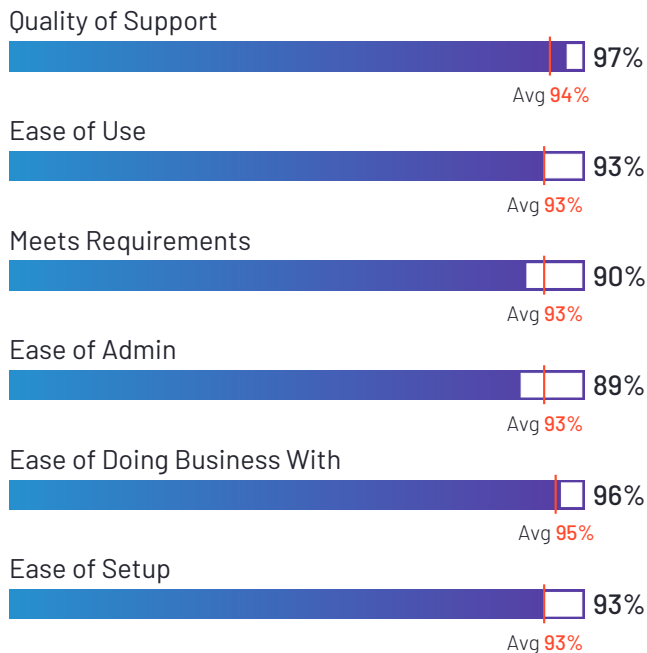
Junglemap

4.6 ★★★★★ (85)

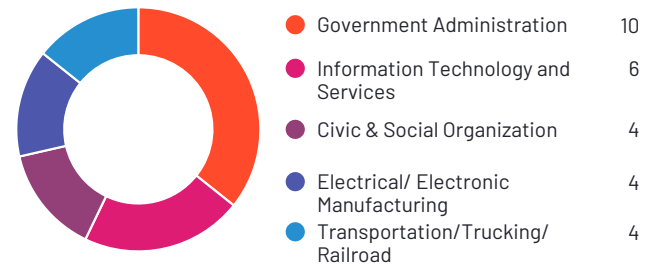


Junglemap has been named a High Performer product based on having high customer Satisfaction scores and a low Market Presence compared to the rest of the category. 100% of users rated it 4 or 5 stars, 91% of users believe it is headed in the right direction, and users said they would be likely to recommend Junglemap at a rate of 93%.

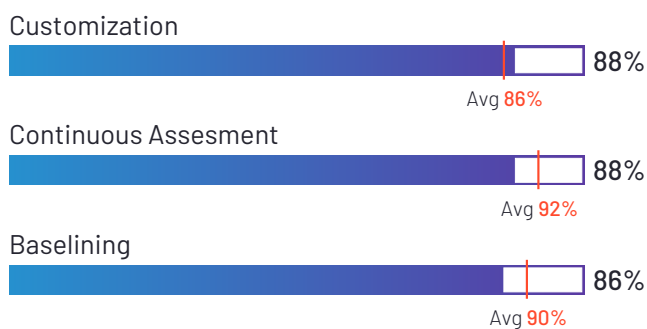
Satisfaction Ratings



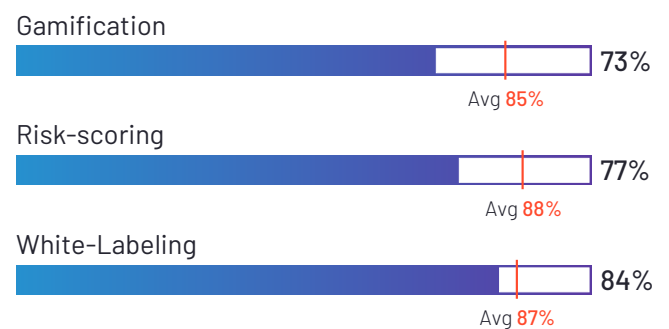
Top Industries Represented



Highest-Rated Features



Lowest-Rated Features



Ownership
Junglemap



HQ Location
Stockholm, Sweden



Year Founded
2002



Employees (Listed On LinkedIn)
43



Company Website
junglemap.com



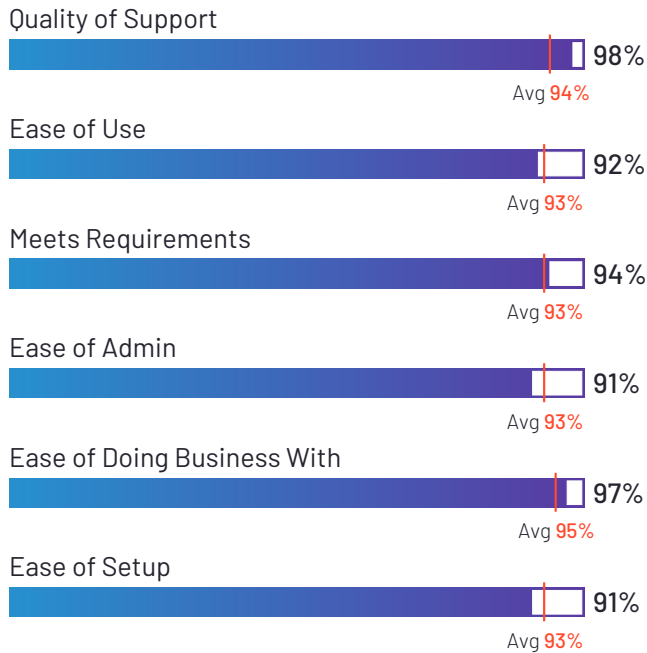
Right-Hand Cybersecurity

4.6 ★★★★★ (40)

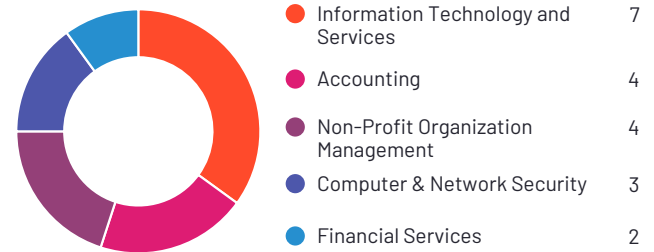


Right-Hand Cybersecurity has been named a High Performer product based on having high customer Satisfaction scores and a low Market Presence compared to the rest of the category. 100% of users rated it 4 or 5 stars, 100% of users believe it is headed in the right direction, and users said they would be likely to recommend Right-Hand Cybersecurity at a rate of 93%.

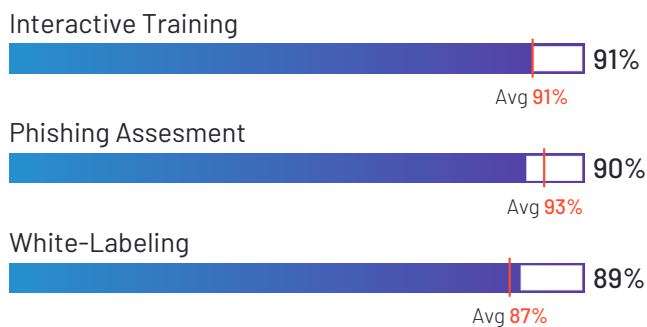
Satisfaction Ratings



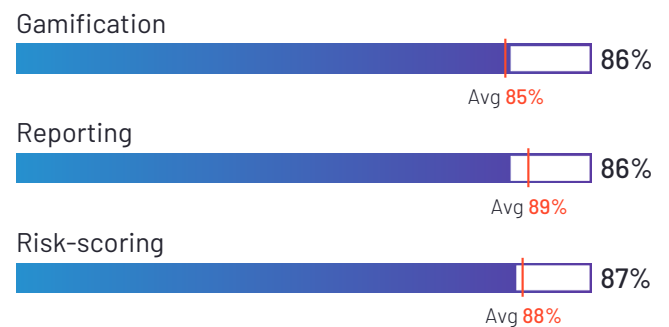
Top Industries Represented



Highest-Rated Features



Lowest-Rated Features



Ownership
Right-Hand
Cybersecurity



HQ Location
Lewes, Delaware



Year Founded
2019



**Employees (Listed
On LinkedIn)**
44



Company Website
right-hand.ai



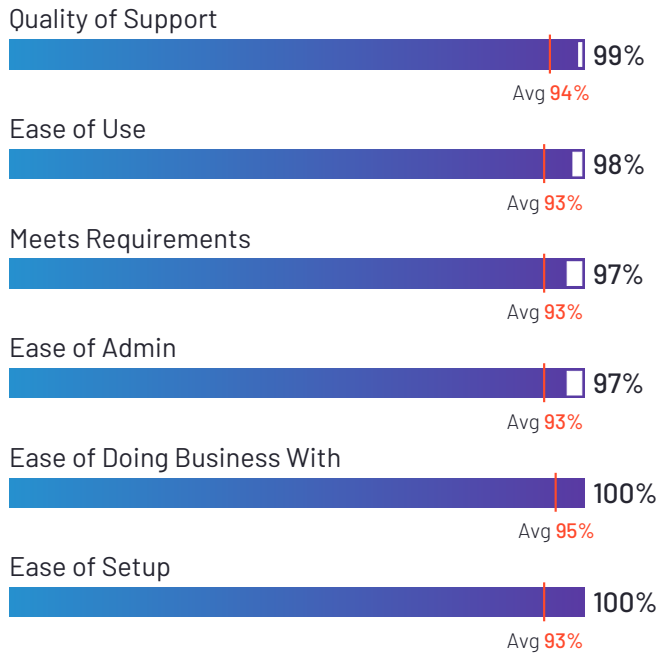
Bastion Technologies

5.0 ★★★★★ (22)




Bastion Technologies has been named a High Performer product based on having high customer Satisfaction scores and a low Market Presence compared to the rest of the category. 100% of users rated it 4 or 5 stars, 100% of users believe it is headed in the right direction, and users said they would be likely to recommend Bastion Technologies at a rate of 99%. Bastion Technologies is also in the Cloud Email Security and Endpoint Protection Platforms categories.

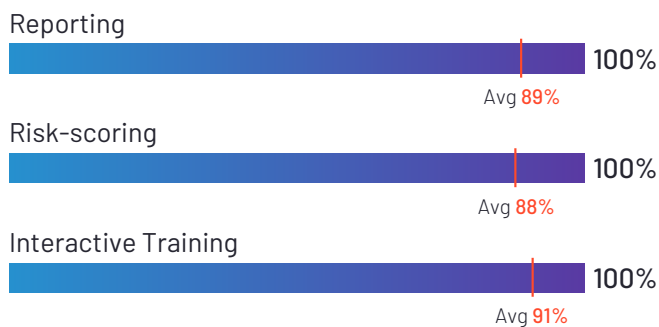
Satisfaction Ratings



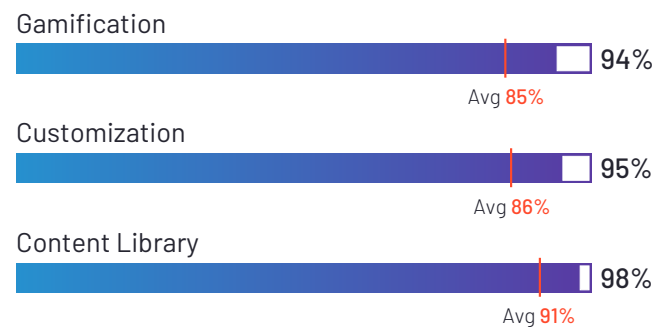
Top Industries Represented



Highest-Rated Features



Lowest-Rated Features



Ownership
Bastion Technologies



HQ Location
Paris, FR



Year Founded
2022



Employees (Listed On LinkedIn)
19



Company Website
bastion.tech



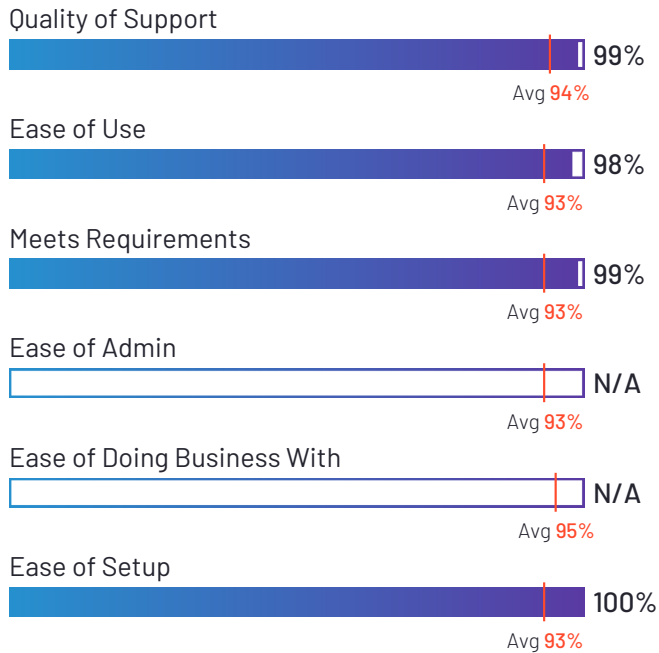
CyberUpgrade

4.9 ★★★★★ (60)



CyberUpgrade has been named a High Performer product based on having high customer Satisfaction scores and a low Market Presence compared to the rest of the category. 100% of users rated it 4 or 5 stars, 100% of users believe it is headed in the right direction, and users said they would be likely to recommend CyberUpgrade at a rate of 99%. CyberUpgrade is also in the Security Compliance, Vendor Security and Privacy Assessment, Cloud Compliance, Business Continuity Management, and Vendor Management categories.

Satisfaction Ratings

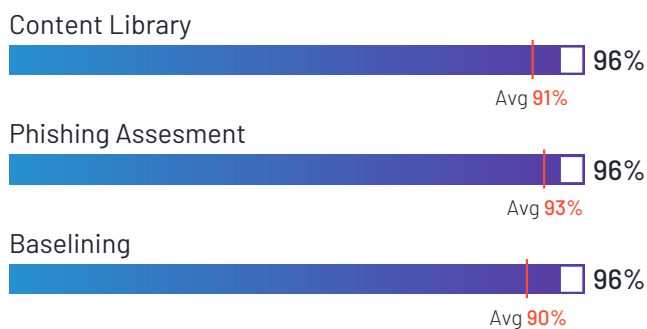


*N/A is displayed when fewer than five responses were received for the question.

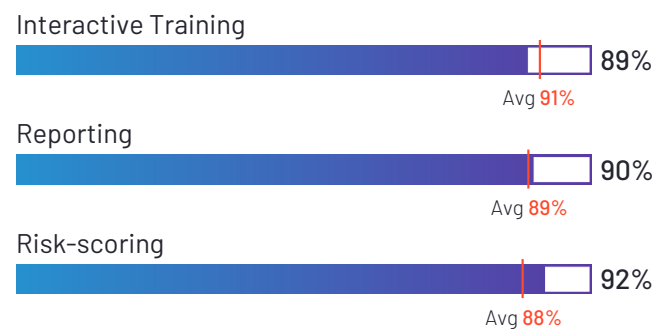
Top Industries Represented



Highest-Rated Features



Lowest-Rated Features



Ownership
CyberUpgrade




Year Founded
2023



Employees (Listed On LinkedIn)
29



Company Website
cyberupgrade.net



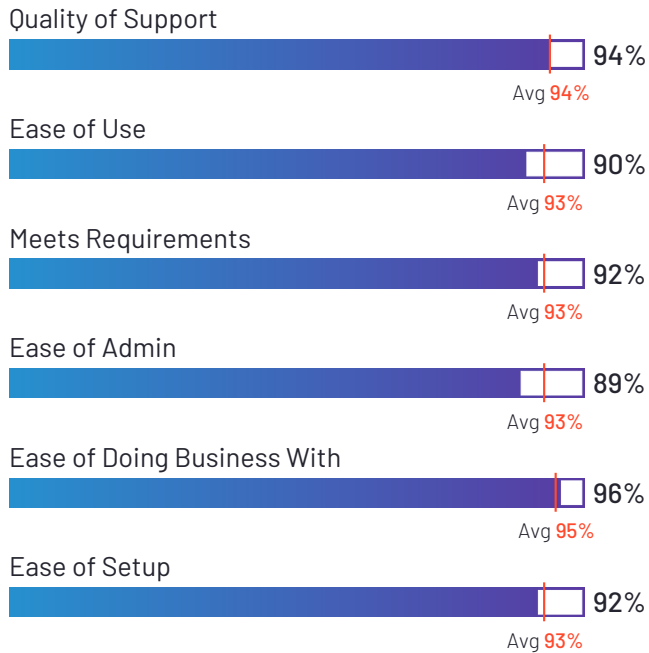
Carbide

4.6 ★★★★★ (86)

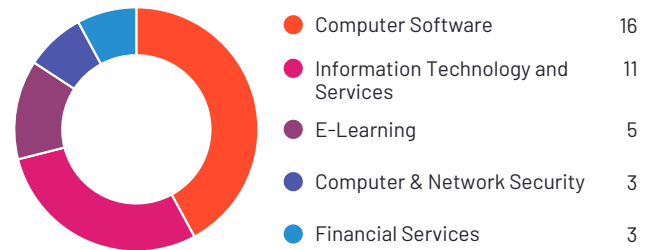


Carbide has been named a High Performer product based on having high customer Satisfaction scores and a low Market Presence compared to the rest of the category. 96% of users rated it 4 or 5 stars, 94% of users believe it is headed in the right direction, and users said they would be likely to recommend Carbide at a rate of 93%. Carbide is also in the Security Compliance, Privacy Policy Generator, and Cloud Compliance categories.

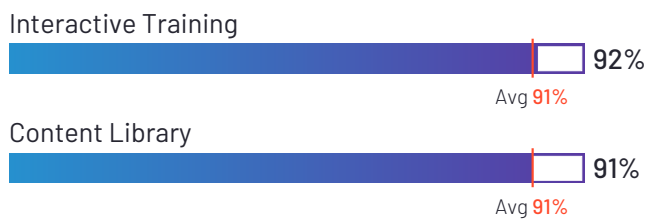
Satisfaction Ratings



Top Industries Represented



Highest-Rated Features



Lowest-Rated Features



Ownership
Carbide



HQ Location
Sydney, CA



Year Founded
2016



Employees (Listed On LinkedIn)
29



Company Website
carbidesecure.com

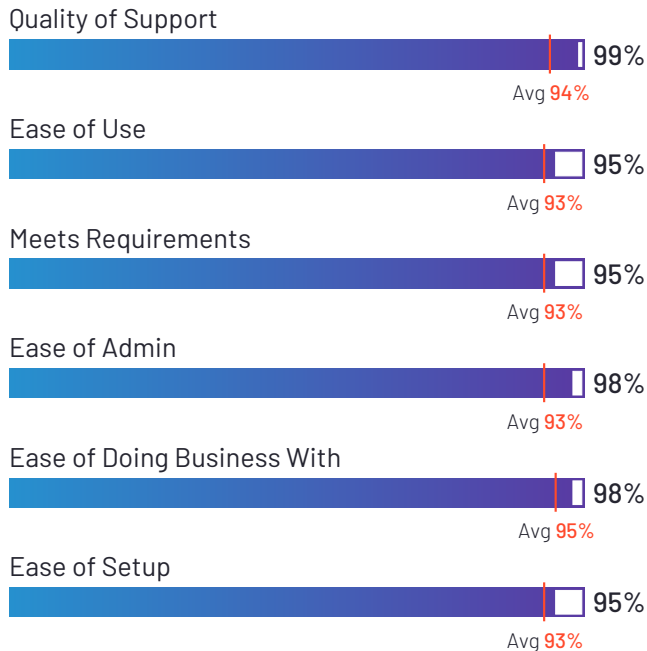
DEFENDIFY

4.7 ★★★★★ (57)

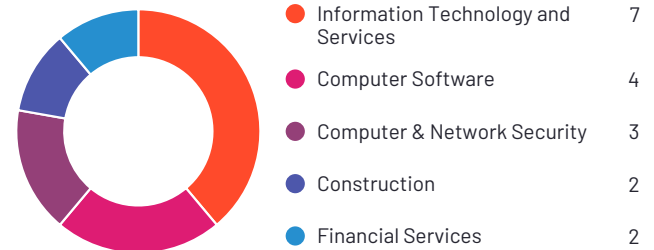


Defendify All-In-One Cybersecurity Solution has been named a High Performer product based on having high customer Satisfaction scores and a low Market Presence compared to the rest of the category. 100% of users rated it 4 or 5 stars, 96% of users believe it is headed in the right direction, and users said they would be likely to recommend Defendify All-In-One Cybersecurity Solution at a rate of 95%. Defendify All-In-One Cybersecurity Solution is also in the Dark Web Monitoring, Breach and Attack Simulation (BAS), Managed Detection and Response (MDR), Penetration Testing, Website Security, Vulnerability Scanner, Incident Response, Threat Intelligence, and Vulnerability Management categories.

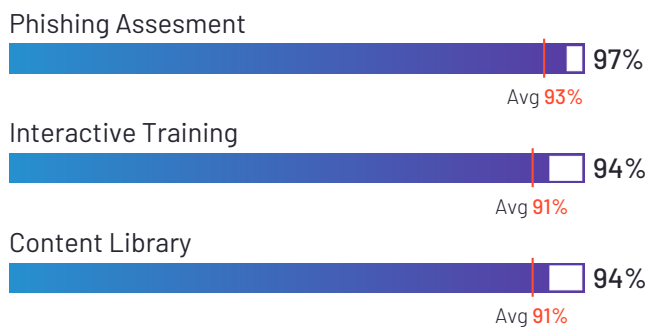
Satisfaction Ratings



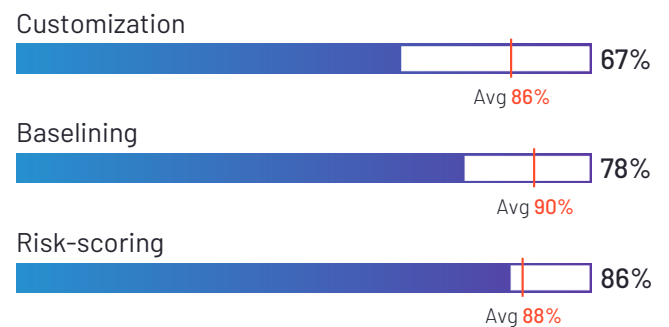
Top Industries Represented



Highest-Rated Features



Lowest-Rated Features



Ownership
Defendify



HQ Location
Portland, Maine



Year Founded
2017



Employees (Listed On LinkedIn)
36



Company Website
defendify.com



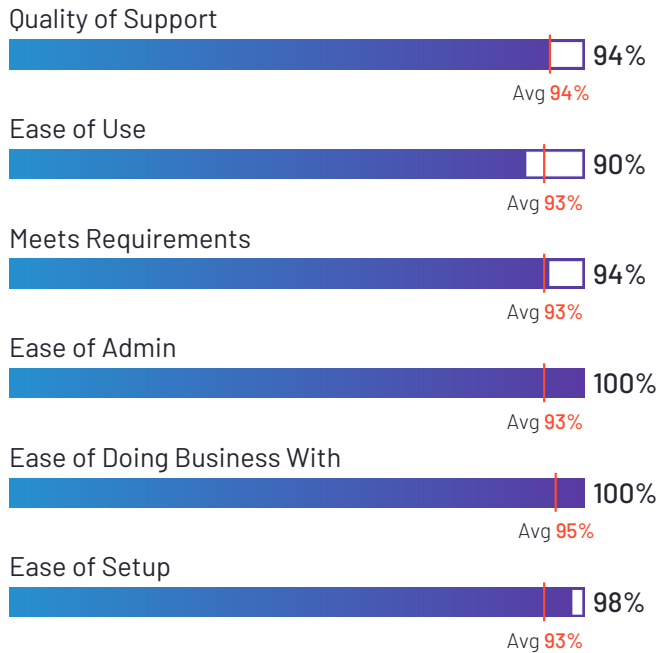
Security Journey

4.6 ★★★★★ (31)

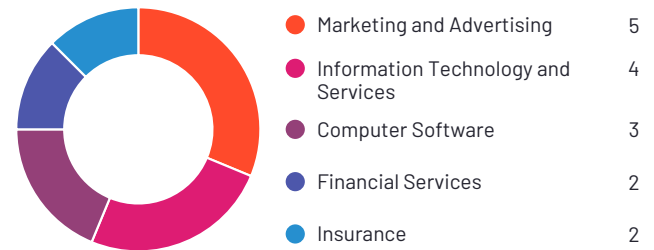


Security Journey has been named a High Performer product based on having high customer Satisfaction scores and a low Market Presence compared to the rest of the category. 96% of users rated it 4 or 5 stars, 100% of users believe it is headed in the right direction, and users said they would be likely to recommend Security Journey at a rate of 92%. Security Journey is also in the Secure Code Training category.

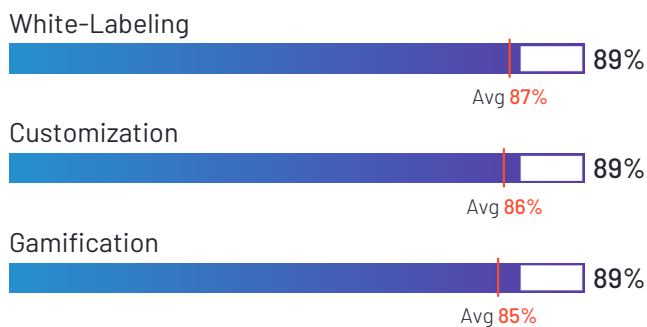
Satisfaction Ratings



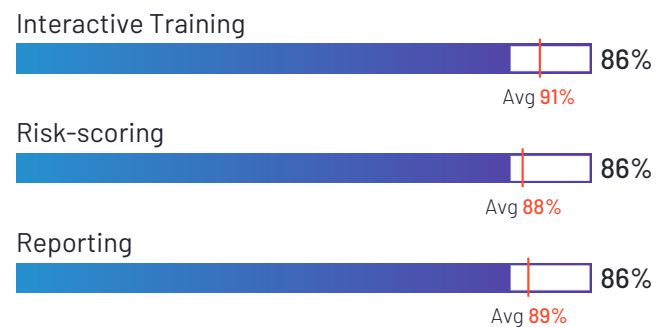
Top Industries Represented



Highest-Rated Features



Lowest-Rated Features



Ownership
Security Journey



HQ Location
Pittsburgh, PA



Year Founded
2016



Employees (Listed On LinkedIn)
55



Company Website
securityjourney.com

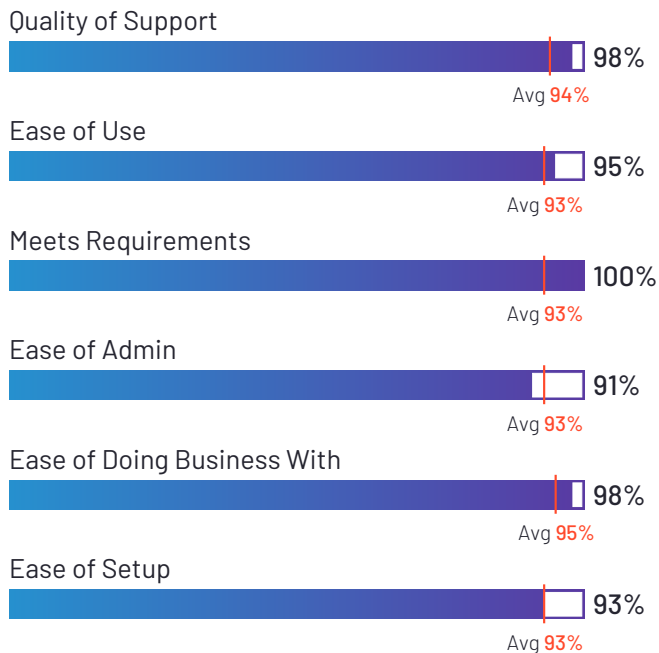


4.9 ★★★★★ (11)

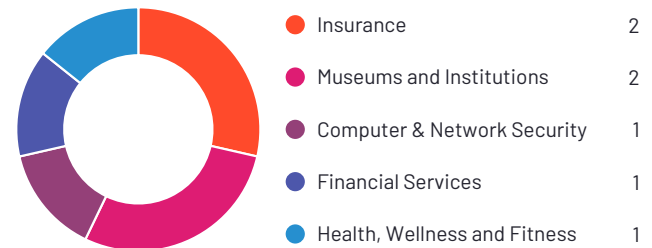


cyberconIQ Cyber Awareness Training has been named a High Performer product based on having high customer Satisfaction scores and a low Market Presence compared to the rest of the category. 100% of users rated it 4 or 5 stars, 100% of users believe it is headed in the right direction, and users said they would be likely to recommend cyberconIQ Cyber Awareness Training at a rate of 97%.

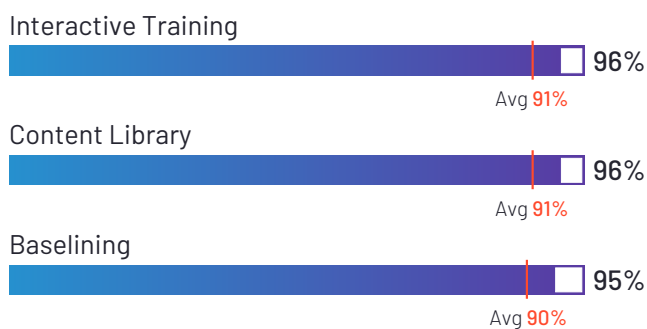
Satisfaction Ratings



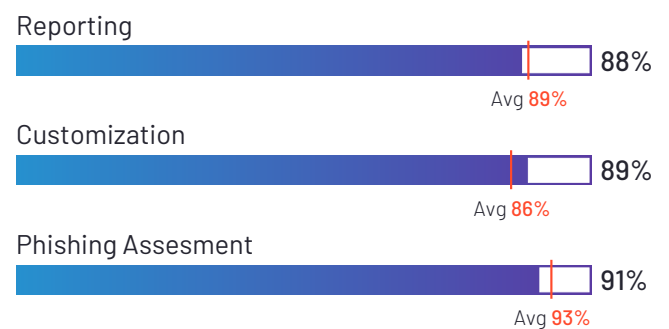
Top Industries Represented



Highest-Rated Features



Lowest-Rated Features



Ownership
cyberconIQ



HQ Location
York, US



Year Founded
2019



Employees (Listed
On LinkedIn)
13



Company Website
cyberconiq.com

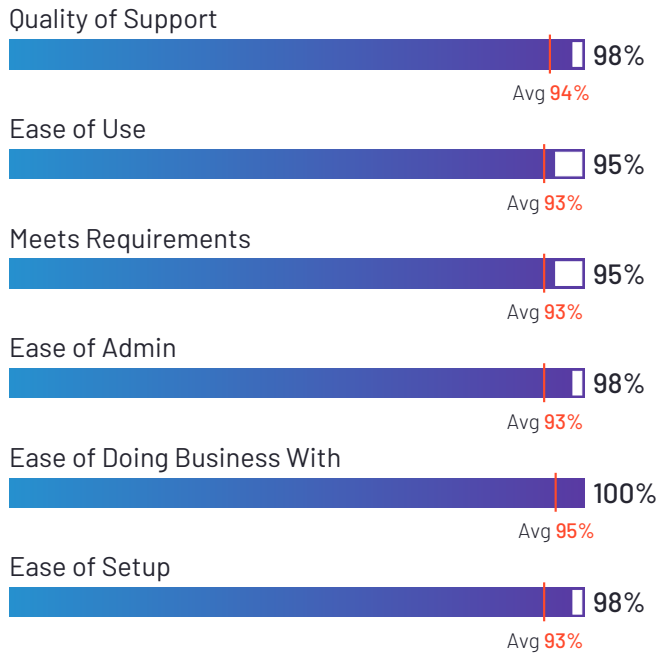


4.8 ★★★★★ (12)




Phin Security Awareness Training has been named a High Performer product based on having high customer Satisfaction scores and a low Market Presence compared to the rest of the category. 100% of users rated it 4 or 5 stars, 100% of users believe it is headed in the right direction, and users said they would be likely to recommend Phin Security Awareness Training at a rate of 96%.

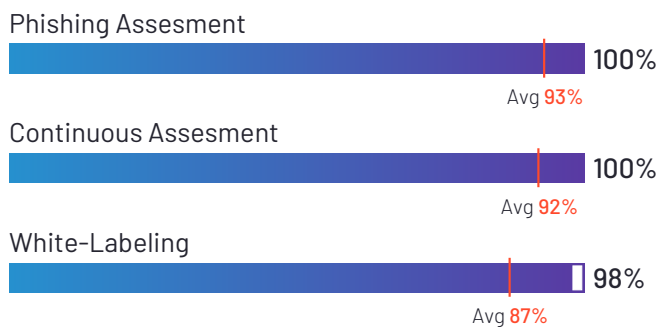
Satisfaction Ratings



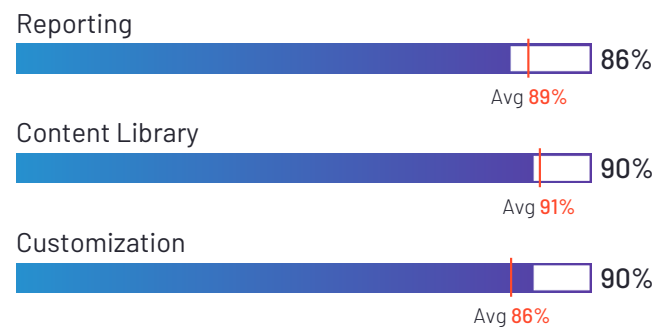
Top Industries Represented



Highest-Rated Features



Lowest-Rated Features



Ownership
Phin Security



HQ Location
Newark, Delaware



Year Founded
2019



Employees (Listed On LinkedIn)
27



Company Website
www.phinsec.io

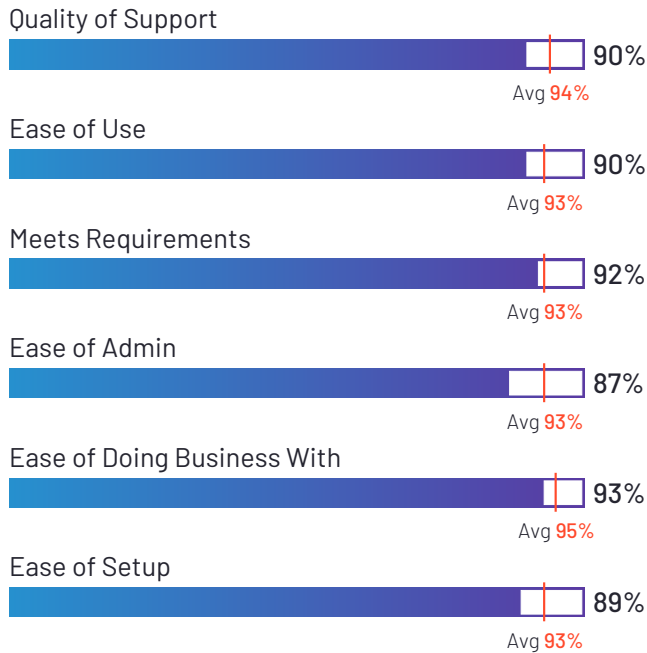


Proofpoint Security Awareness Training

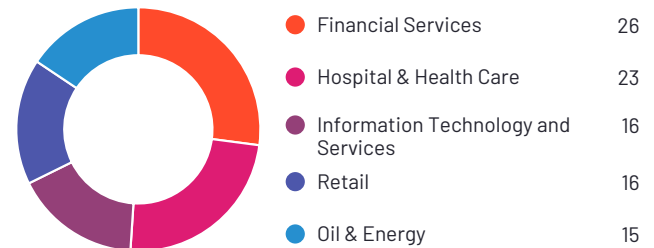
4.5 ★★★★★ (322)

Proofpoint Security Awareness Training has been named a Contender product based on having a relatively low customer Satisfaction score and large Market Presence compared to the rest of the category. While they may have positive reviews, they do not have enough reviews to validate those ratings. 95% of users rated it 4 or 5 stars, 91% of users believe it is headed in the right direction, and users said they would be likely to recommend Proofpoint Security Awareness Training at a rate of 90%.

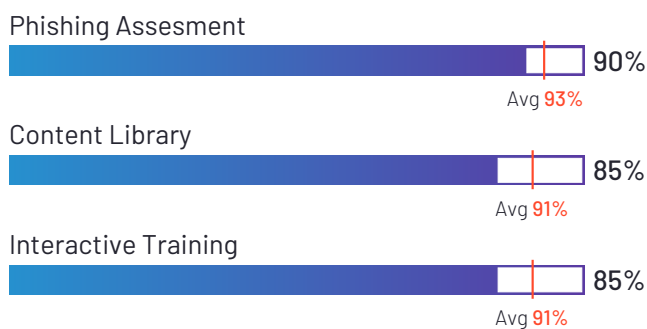
Satisfaction Ratings



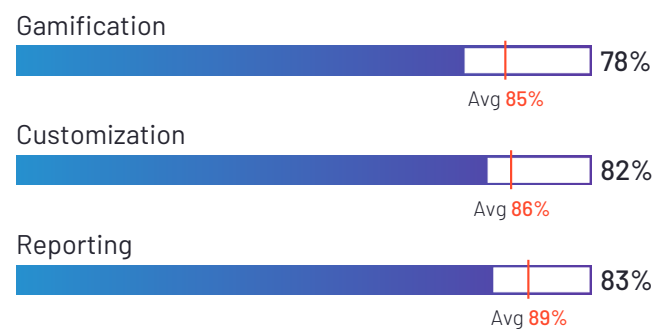
Top Industries Represented



Highest-Rated Features



Lowest-Rated Features



Ownership
Proofpoint



HQ Location
Sunnyvale, CA



Year Founded
2002



Employees (Listed On LinkedIn)
4,845



Company Website
proofpoint.com

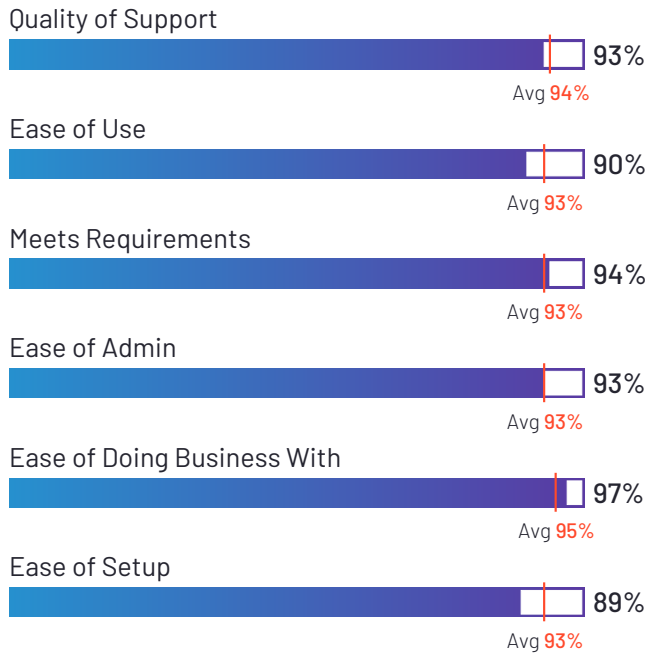


SANS Workforce Security and Risk Training

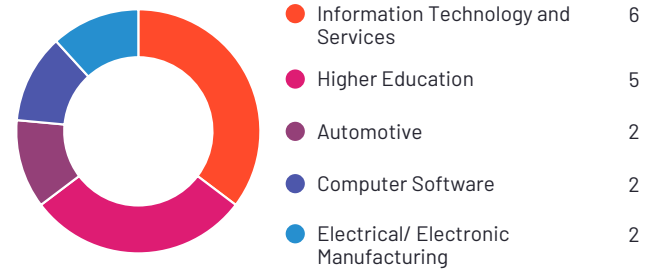
4.5 ★★★★★ (31)

SANS Workforce Security and Risk Training has been named a Contender product based on having a relatively low customer Satisfaction score and large Market Presence compared to the rest of the category. While they may have positive reviews, they do not have enough reviews to validate those ratings. 94% of users rated it 4 or 5 stars, 96% of users believe it is headed in the right direction, and users said they would be likely to recommend SANS Workforce Security and Risk Training at a rate of 91%.

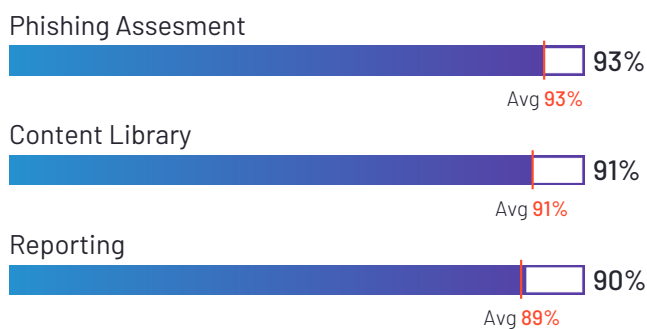
Satisfaction Ratings



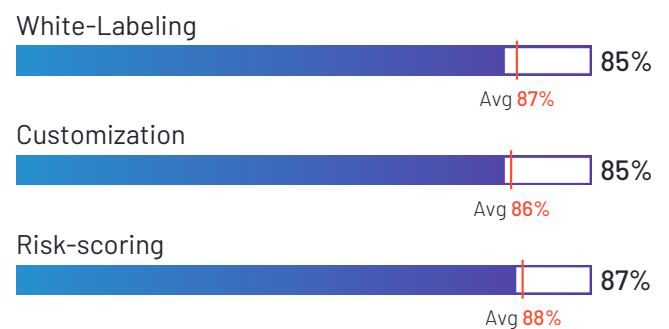
Top Industries Represented



Highest-Rated Features



Lowest-Rated Features



Ownership
SANS Institute



HQ Location
Rockville, US



Year Founded
1989



Employees (Listed On LinkedIn)
1,685



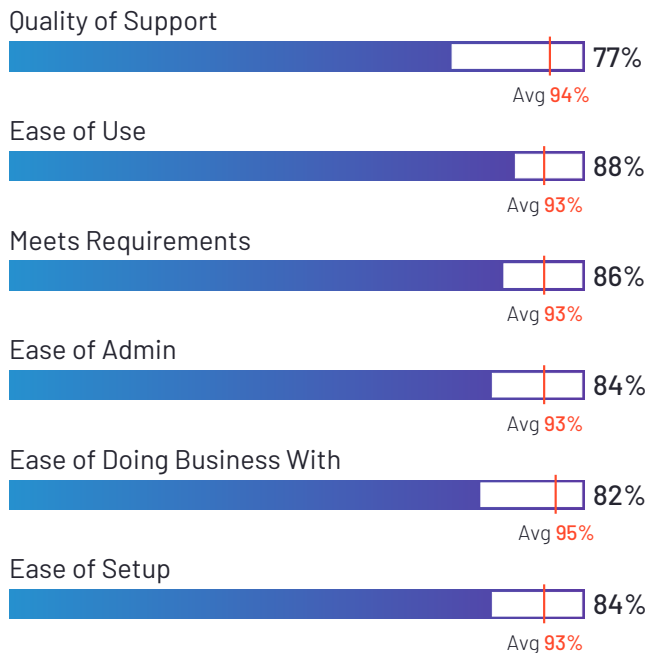
Company Website
www.sans.org

mimecast

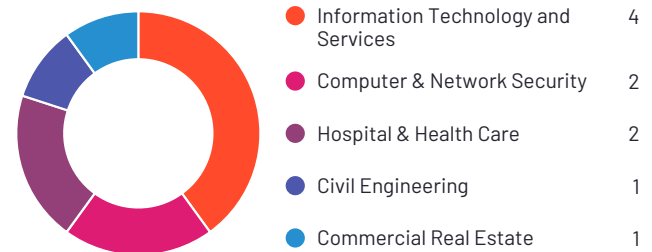
3.8 ★★★★★ (18)

Mimecast Security Awareness Training has been named a Contender product based on having a relatively low customer Satisfaction score and large Market Presence compared to the rest of the category. While they may have positive reviews, they do not have enough reviews to validate those ratings. 81% of users rated it 4 or 5 stars, 83% of users believe it is headed in the right direction, and users said they would be likely to recommend Mimecast Security Awareness Training at a rate of 76%.

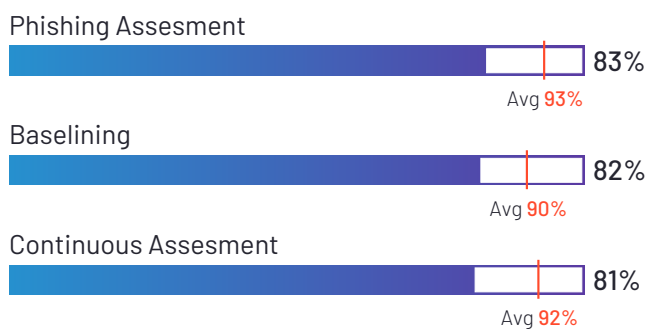
Satisfaction Ratings



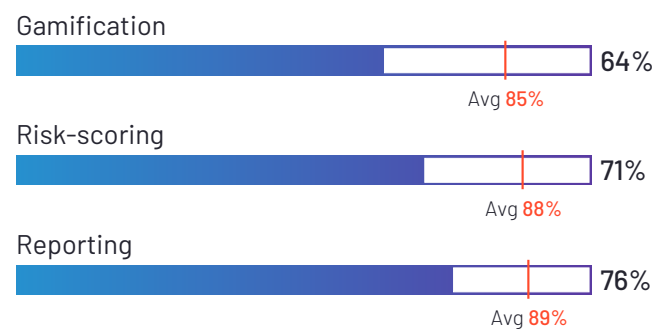
Top Industries Represented



Highest-Rated Features



Lowest-Rated Features



Ownership
Mimecast



HQ Location
London



Year Founded
2003



Employees (Listed On LinkedIn)
2,526



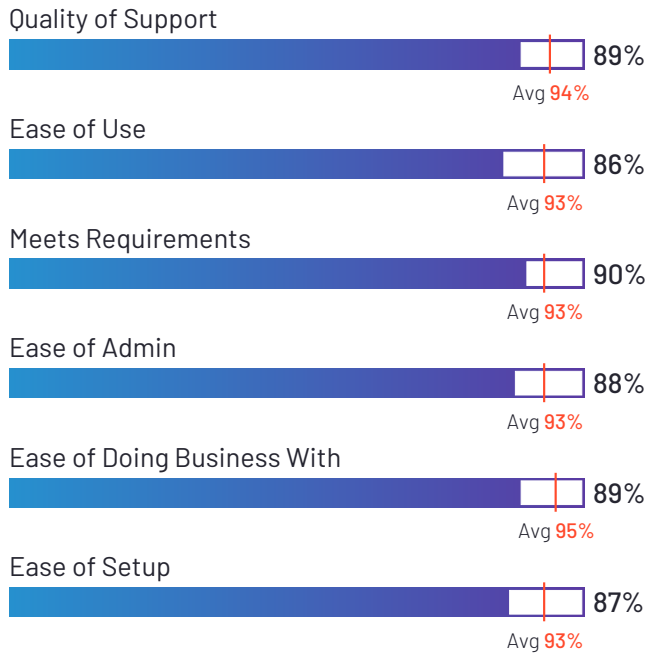
Company Website
mimecast.com

BULLPHISH ID

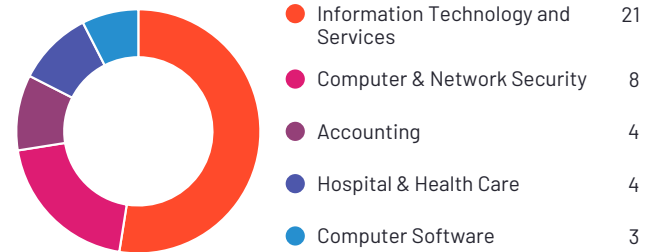
4.3 ★★★★★ (68)

BullPhish ID has been named a Contender product based on having a relatively low customer Satisfaction score and large Market Presence compared to the rest of the category. While they may have positive reviews, they do not have enough reviews to validate those ratings. 88% of users rated it 4 or 5 stars, 88% of users believe it is headed in the right direction, and users said they would be likely to recommend BullPhish ID at a rate of 85%.


Satisfaction Ratings



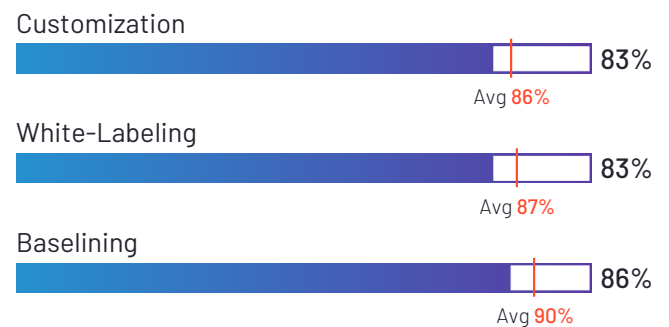
Top Industries Represented



Highest-Rated Features



Lowest-Rated Features



Ownership
Kaseya



HQ Location
Miami, FL



Year Founded
2000



Employees (Listed On LinkedIn)
5,369



Company Website
www.kaseya.com

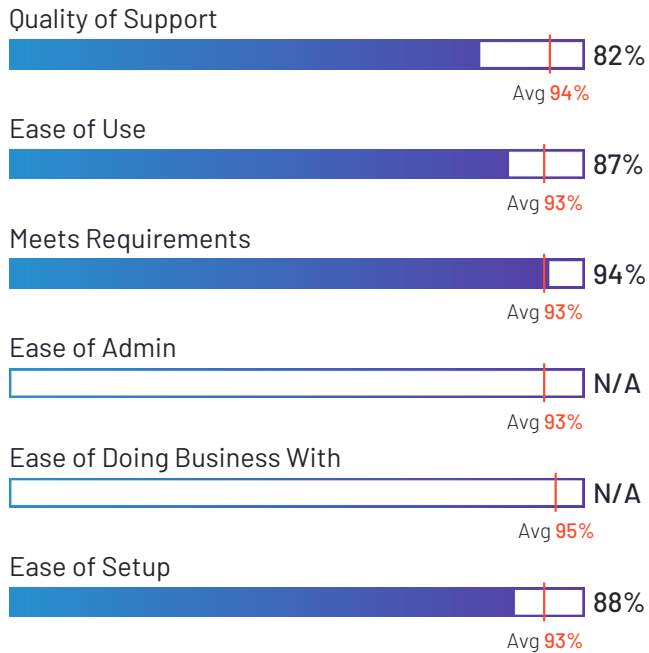
ISC2™

ISC2

4.6 ★★★★★ (12)

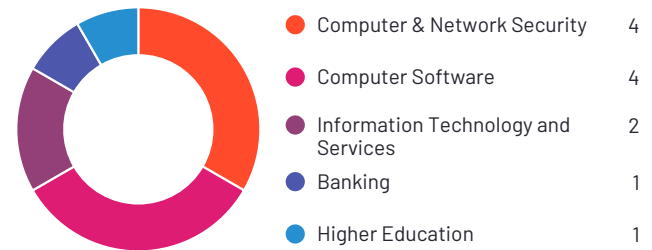
ISC2 has been named a Contender product based on having a relatively low customer Satisfaction score and large Market Presence compared to the rest of the category. While they may have positive reviews, they do not have enough reviews to validate those ratings. 100% of users rated it 4 or 5 stars, 89% of users believe it is headed in the right direction, and users said they would be likely to recommend ISC2 at a rate of 93%.

Satisfaction Ratings

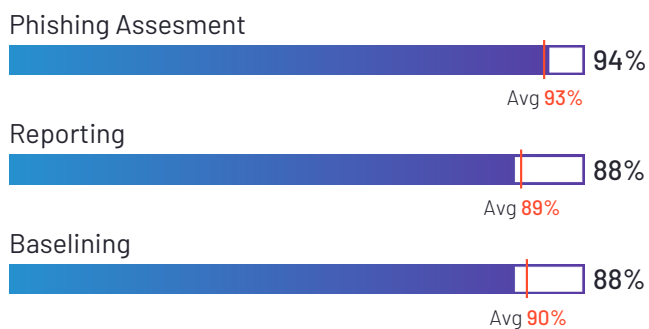


*N/A is displayed when fewer than five responses were received for the question.

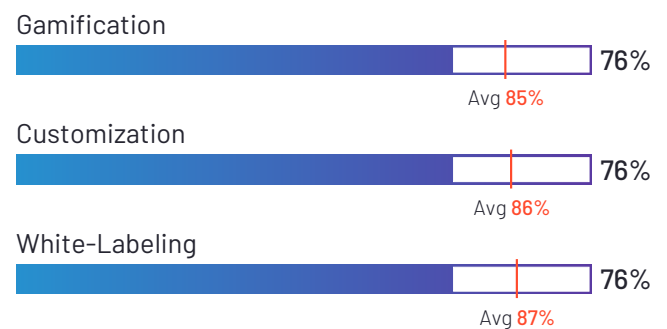
Top Industries Represented



Highest-Rated Features



Lowest-Rated Features



Ownership
(ISC)² – International
Information System Security
Certification



HQ Location
Alexandria, Virginia



Year Founded
1989



**Employees (Listed
On LinkedIn)**
1,137



Company Website
www.isc2.org

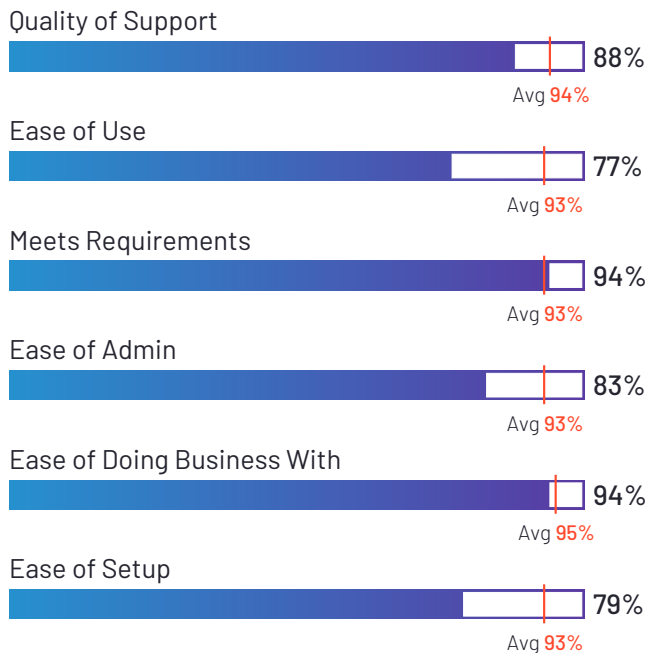


Barracuda Security Awareness Training

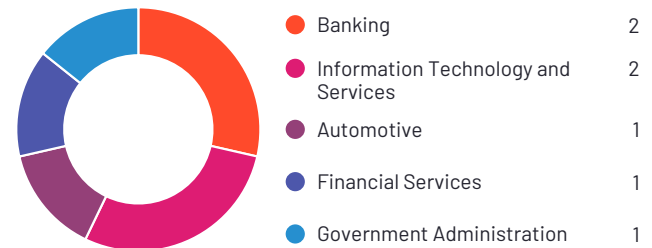
4.3 ★★★★★ (13)

Barracuda Security Awareness Training has been named a Contender product based on having a relatively low customer Satisfaction score and large Market Presence compared to the rest of the category. While they may have positive reviews, they do not have enough reviews to validate those ratings. 92% of users rated it 4 or 5 stars, 92% of users believe it is headed in the right direction, and users said they would be likely to recommend Barracuda Security Awareness Training at a rate of 87%.

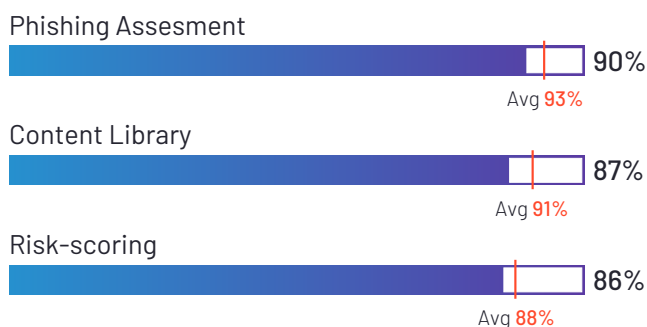
Satisfaction Ratings



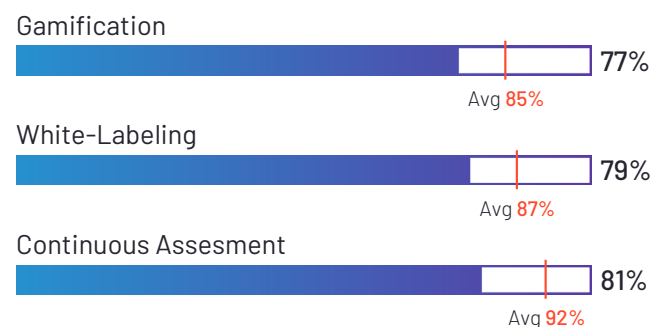
Top Industries Represented



Highest-Rated Features



Lowest-Rated Features



Ownership
Barracuda



HQ Location
Campbell, CA



Year Founded
2002



Employees (Listed On LinkedIn)
2,158



Company Website
barracuda.com

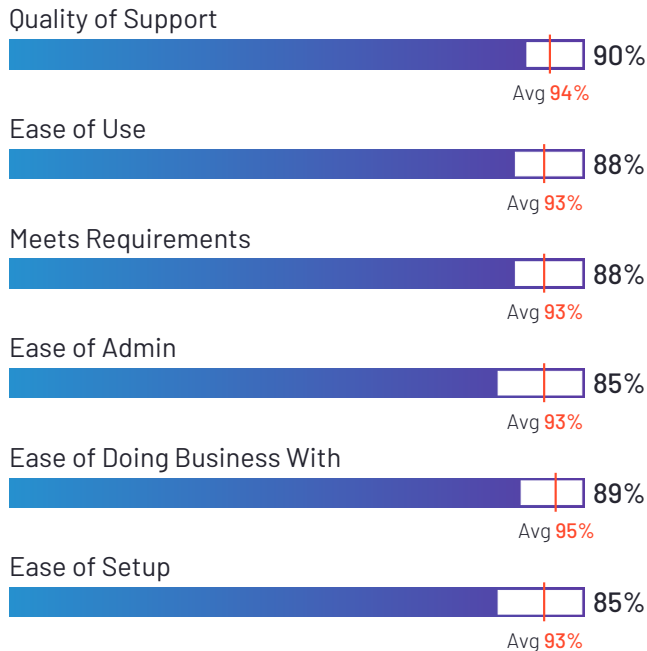


Fortra Human Risk Management

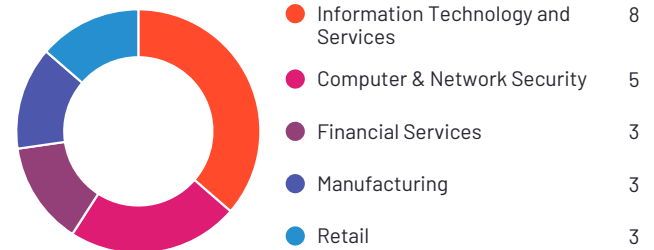
4.4 ★★★★★ (61)

Fortra Human Risk Management has been named a Contender product based on having a relatively low customer Satisfaction score and large Market Presence compared to the rest of the category. While they may have positive reviews, they do not have enough reviews to validate those ratings. 95% of users rated it 4 or 5 stars, 87% of users believe it is headed in the right direction, and users said they would be likely to recommend Fortra Human Risk Management at a rate of 88%.

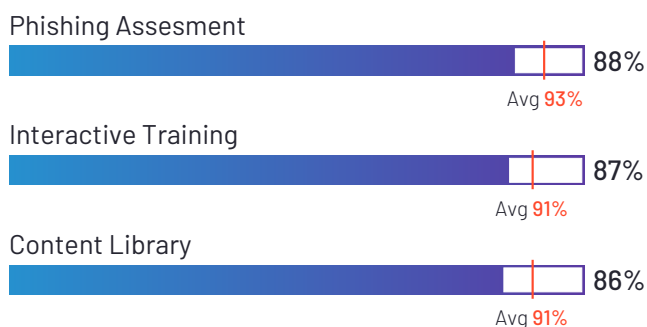
Satisfaction Ratings



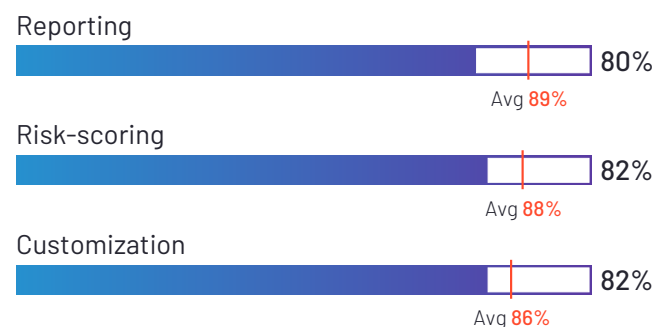
Top Industries Represented



Highest-Rated Features



Lowest-Rated Features



Ownership
Fortra



HQ Location
Eden Prairie,
Minnesota



Year Founded
1982



**Employees (Listed
On LinkedIn)**
1,643



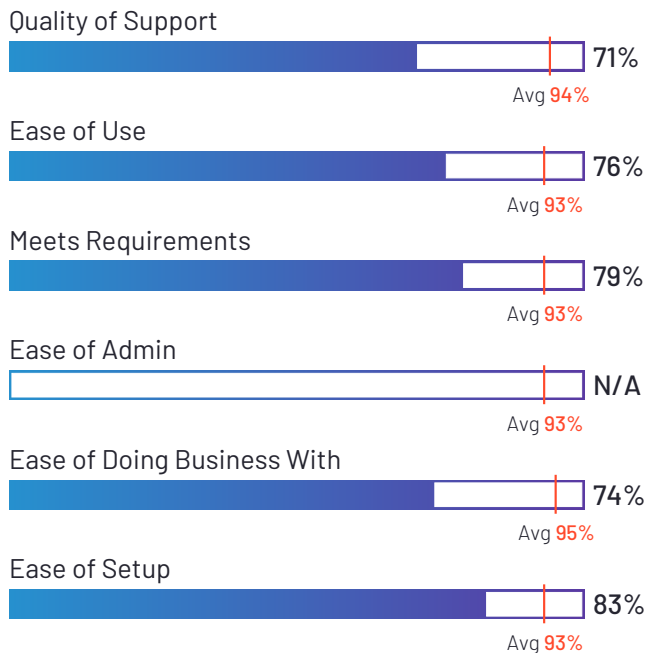
Company Website
www.fortra.com

**Symantec.**

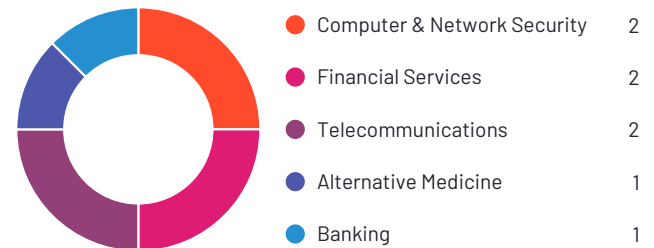
4.4 ★★★★★ (13)

Symantec Phishing Readiness has been named a Contender product based on having a relatively low customer Satisfaction score and large Market Presence compared to the rest of the category. While they may have positive reviews, they do not have enough reviews to validate those ratings. 100% of users rated it 4 or 5 stars, 83% of users believe it is headed in the right direction, and users said they would be likely to recommend Symantec Phishing Readiness at a rate of 88%.

Satisfaction Ratings



Top Industries Represented



*N/A is displayed when fewer than five responses were received for the question.

**Ownership**
Broadcom**HQ Location**
San Jose, CA**Year Founded**
1991**Employees (Listed
On LinkedIn)**
58,028**Company Website**
broadcom.com

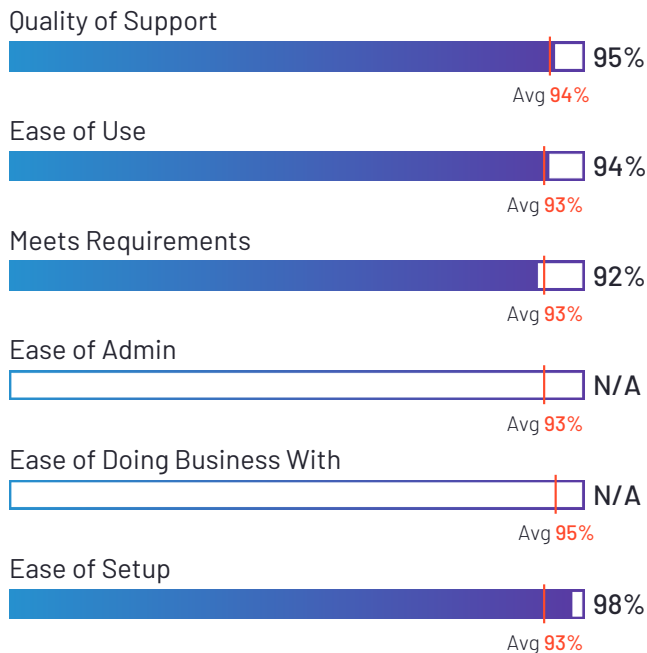


Secure Code Warrior

4.5 ★★★★★ (31)

Secure Code Warrior has been named a Niche product based on having a relatively low Satisfaction score and low Market Presence compared to the rest of the category. While they may have positive reviews, they do not have enough reviews to validate those ratings. 95% of users rated it 4 or 5 stars, 88% of users believe it is headed in the right direction, and users said they would be likely to recommend Secure Code Warrior at a rate of 91%. Secure Code Warrior is also in the Secure Code Training category.

Satisfaction Ratings

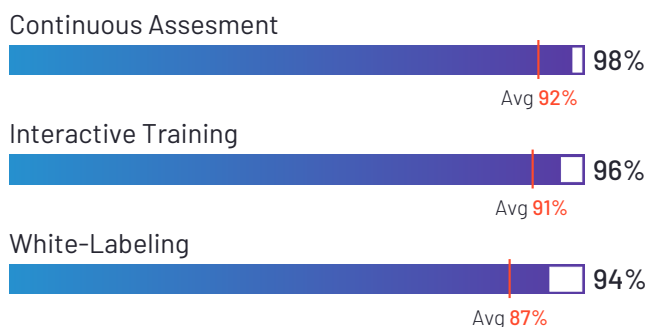


*N/A is displayed when fewer than five responses were received for the question.

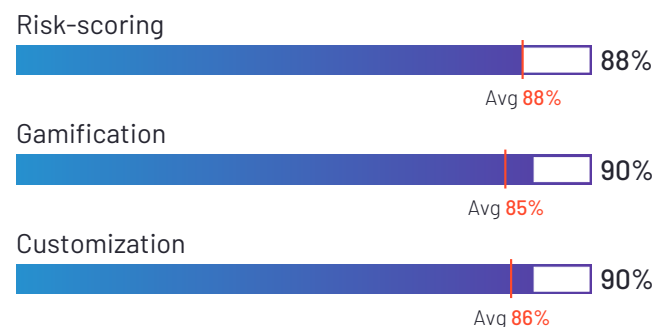
Top Industries Represented



Highest-Rated Features



Lowest-Rated Features



Ownership
Secure Code Warrior



HQ Location
Chippendale, New South Wales



Year Founded
2015



Employees (Listed On LinkedIn)
222



Company Website
securecodewarrior.com

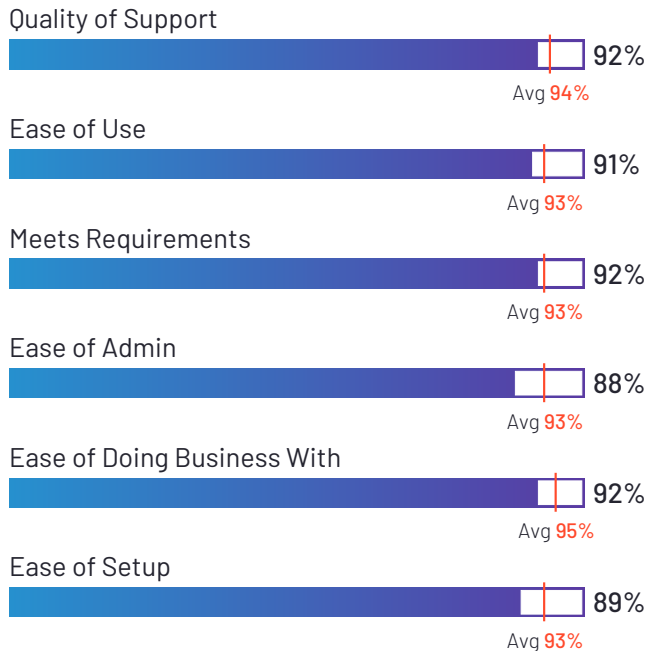


PhishingBox

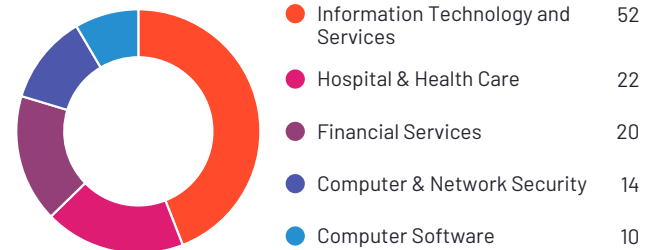
4.5 ★★★★★ (270)

PhishingBox has been named a Niche product based on having a relatively low Satisfaction score and low Market Presence compared to the rest of the category. While they may have positive reviews, they do not have enough reviews to validate those ratings. 97% of users rated it 4 or 5 stars, 91% of users believe it is headed in the right direction, and users said they would be likely to recommend PhishingBox at a rate of 91%.

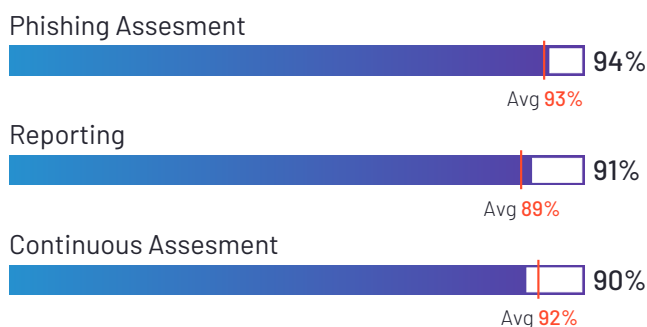
Satisfaction Ratings



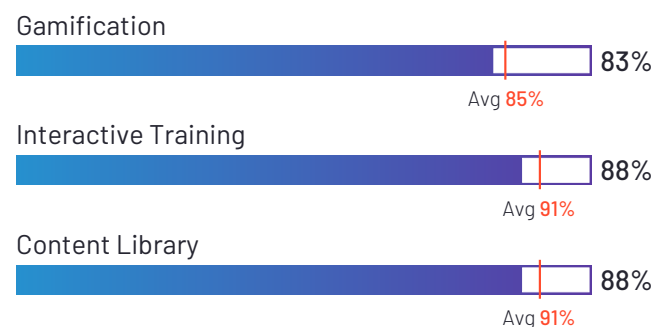
Top Industries Represented



Highest-Rated Features



Lowest-Rated Features



Ownership
PhishingBox



HQ Location
Lexington, Kentucky



Year Founded
2013



Employees (Listed On LinkedIn)
23



Company Website
phishingbox.com

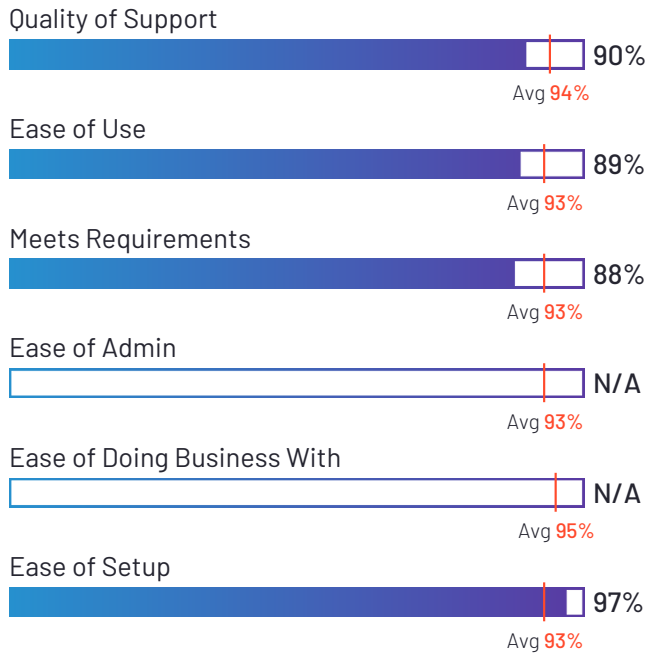


ThreatAdvice Cybersecurity Education

4.1 ★★★★★ (40)

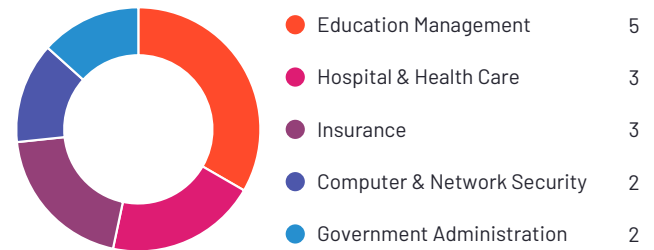
ThreatAdvice Cybersecurity Education has been named a Niche product based on having a relatively low Satisfaction score and low Market Presence compared to the rest of the category. While they may have positive reviews, they do not have enough reviews to validate those ratings. 79% of users rated it 4 or 5 stars, 82% of users believe it is headed in the right direction, and users said they would be likely to recommend ThreatAdvice Cybersecurity Education at a rate of 81%.

Satisfaction Ratings

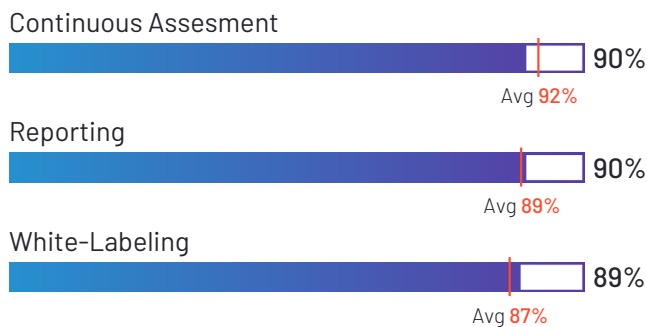


*N/A is displayed when fewer than five responses were received for the question.

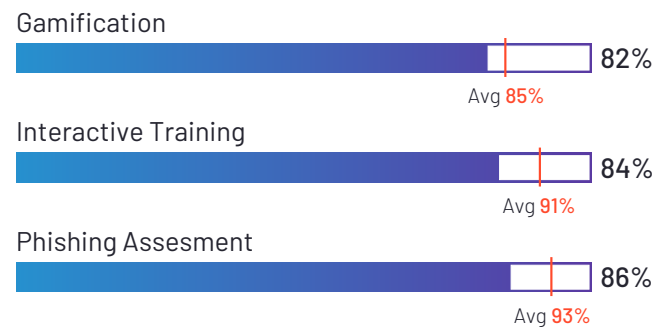
Top Industries Represented



Highest-Rated Features



Lowest-Rated Features



Ownership
NXTsoft



HQ Location
Birmingham, Alabama



**Employees (Listed
On LinkedIn)**
71



Company Website
nxtsoft.com

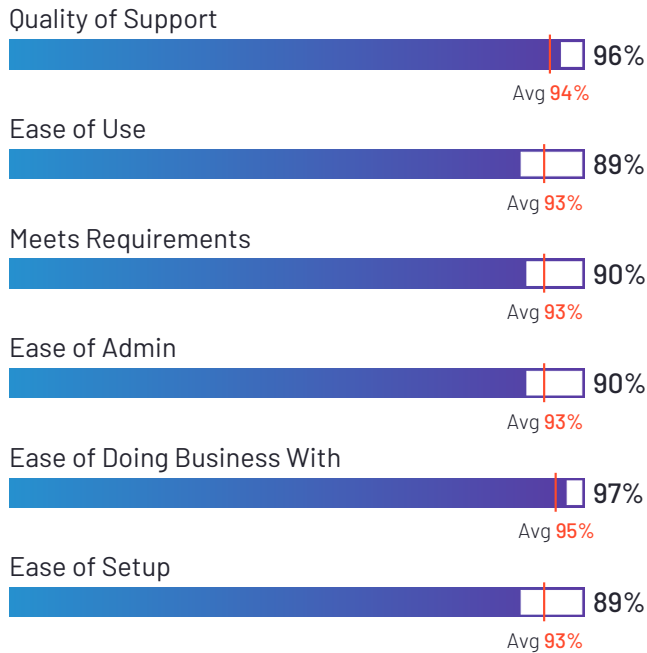


CultureAI

4.7 ★★★★★ (49)

CultureAI has been named a Niche product based on having a relatively low Satisfaction score and low Market Presence compared to the rest of the category. While they may have positive reviews, they do not have enough reviews to validate those ratings. 100% of users rated it 4 or 5 stars, 100% of users believe it is headed in the right direction, and users said they would be likely to recommend CultureAI at a rate of 93%.

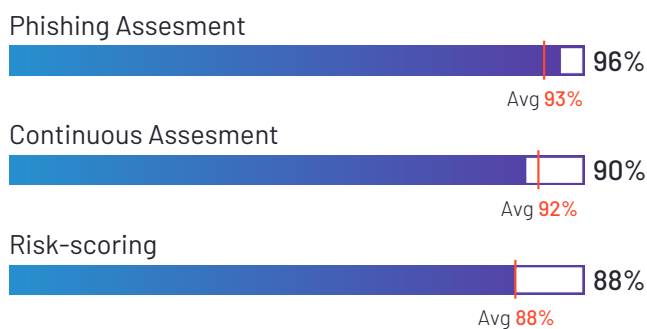
Satisfaction Ratings



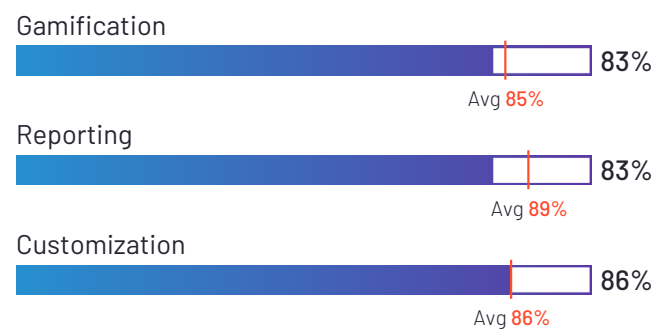
Top Industries Represented



Highest-Rated Features



Lowest-Rated Features



Ownership
CultureAI



HQ Location
Manchester, UK



Year Founded
2015



Employees (Listed On LinkedIn)
53



Company Website
www.culture.ai

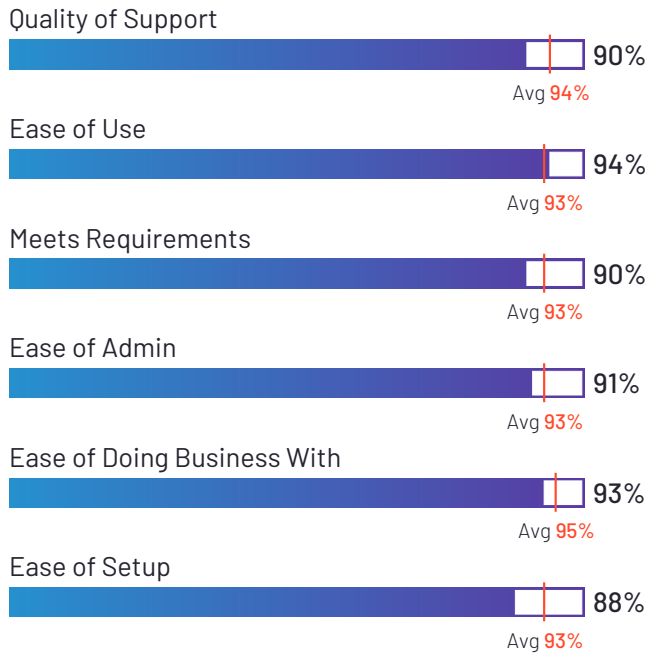


Nimblr Security Awareness

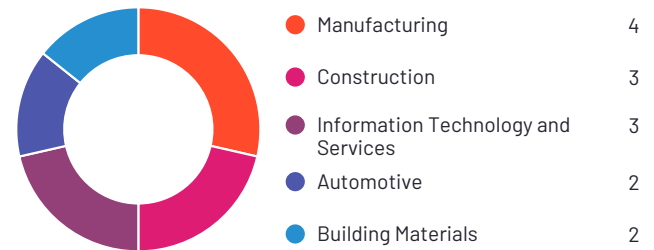
4.5 ★★★★★ (34)

Nimblr Security Awareness has been named a Niche product based on having a relatively low Satisfaction score and low Market Presence compared to the rest of the category. While they may have positive reviews, they do not have enough reviews to validate those ratings. 100% of users rated it 4 or 5 stars, 97% of users believe it is headed in the right direction, and users said they would be likely to recommend Nimblr Security Awareness at a rate of 91%.

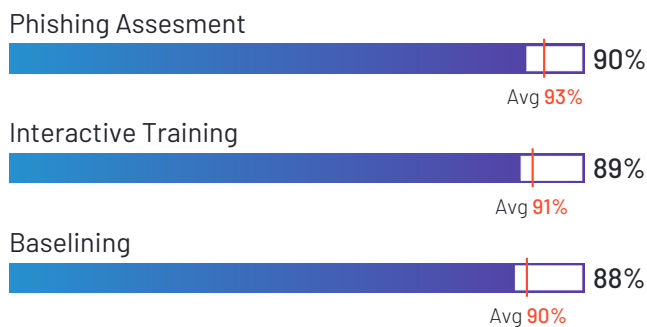
Satisfaction Ratings



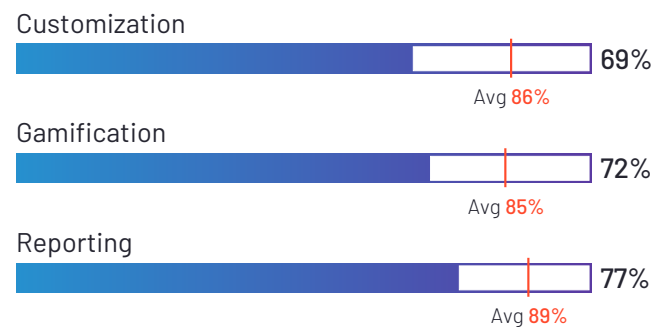
Top Industries Represented



Highest-Rated Features



Lowest-Rated Features



Ownership
Nimblr



HQ Location
Malmö, SE



Year Founded
2018



Employees (Listed
On LinkedIn)
70



Company Website
nimblrsecurity.com

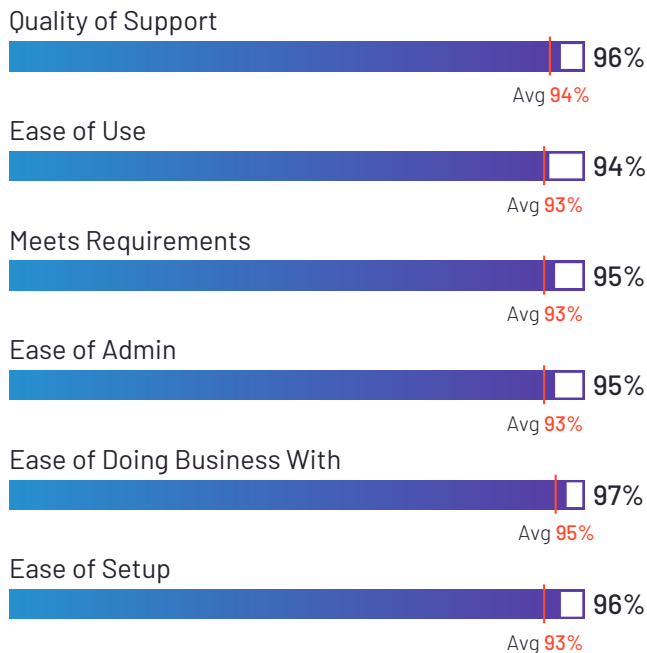


Hook Security

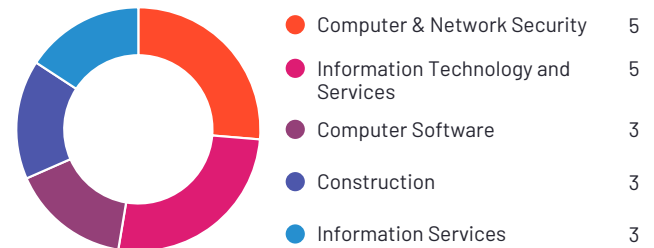
4.6 ★★★★★ (56)

Hook Security has been named a Niche product based on having a relatively low Satisfaction score and low Market Presence compared to the rest of the category. While they may have positive reviews, they do not have enough reviews to validate those ratings. 98% of users rated it 4 or 5 stars, 94% of users believe it is headed in the right direction, and users said they would be likely to recommend Hook Security: Security Awareness Training at a rate of 93%.

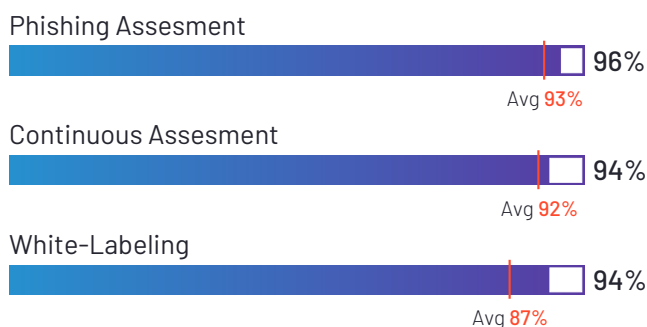
Satisfaction Ratings



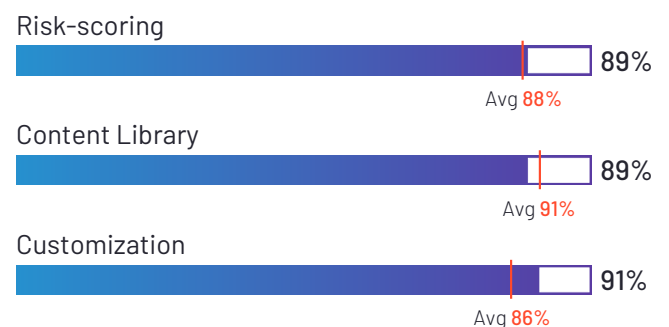
Top Industries Represented



Highest-Rated Features



Lowest-Rated Features



Ownership
Hook Security



HQ Location
Greenville, South
Carolina



Year Founded
2019



**Employees (Listed
On LinkedIn)**
18



Company Website
hooksecurity.co



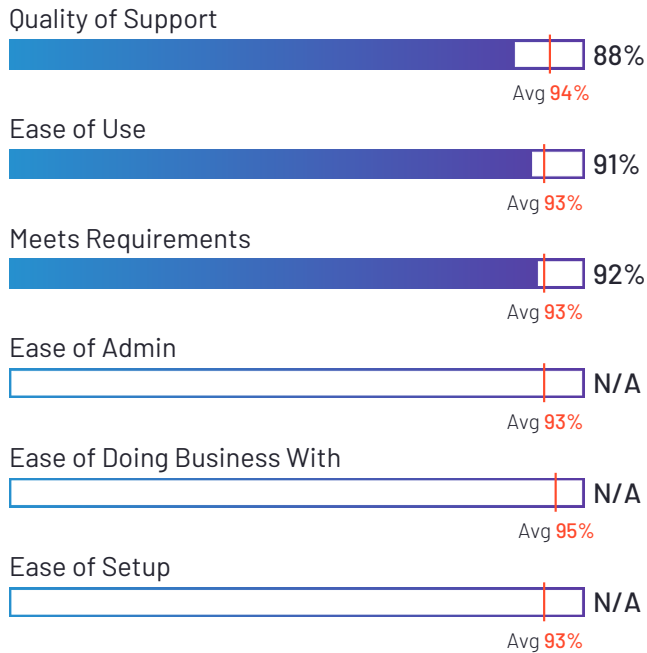
CyberVista®

CyberVista

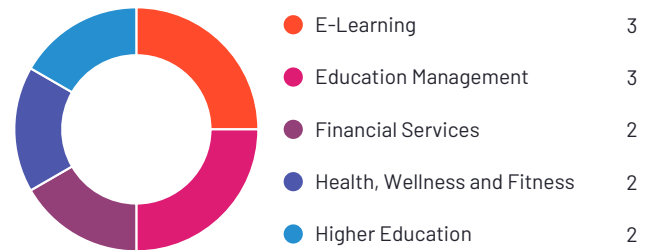
4.0 ★★★★★ (33)

CyberVista has been named a Niche product based on having a relatively low Satisfaction score and low Market Presence compared to the rest of the category. While they may have positive reviews, they do not have enough reviews to validate those ratings. 88% of users rated it 4 or 5 stars, 67% of users believe it is headed in the right direction, and users said they would be likely to recommend CyberVista at a rate of 80%. CyberVista is also in the eLearning Content, Technical Skills Development, and Online Course Providers categories.

Satisfaction Ratings



Top Industries Represented



*N/A is displayed when fewer than five responses were received for the question.



Ownership
N2K



HQ Location
Fulton, Maryland



Employees (Listed On LinkedIn)
34



Company Website
www.n2k.com

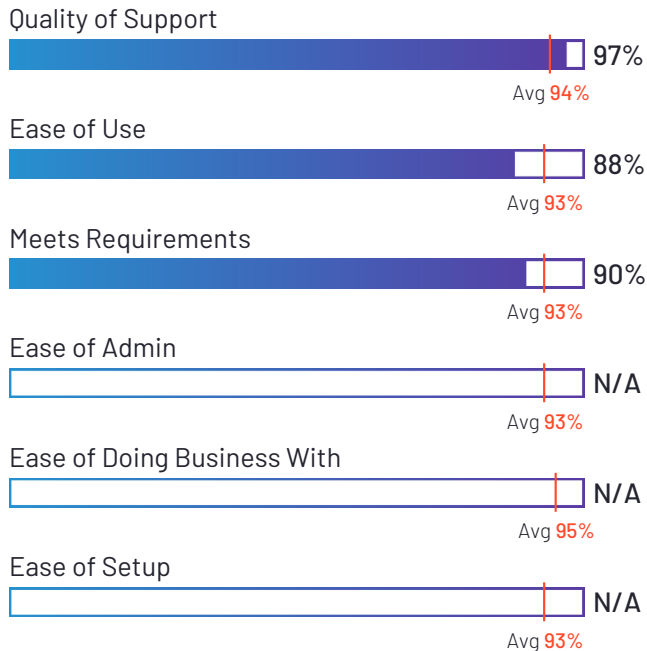
avatao

Avatao

4.8 ★★★★★ (55)


Avatao has been named a Niche product based on having a relatively low Satisfaction score and low Market Presence compared to the rest of the category. While they may have positive reviews, they do not have enough reviews to validate those ratings. 100% of users rated it 4 or 5 stars, 89% of users believe it is headed in the right direction, and users said they would be likely to recommend Avatao at a rate of 96%. Avatao is also in the Secure Code Training category.

Satisfaction Ratings

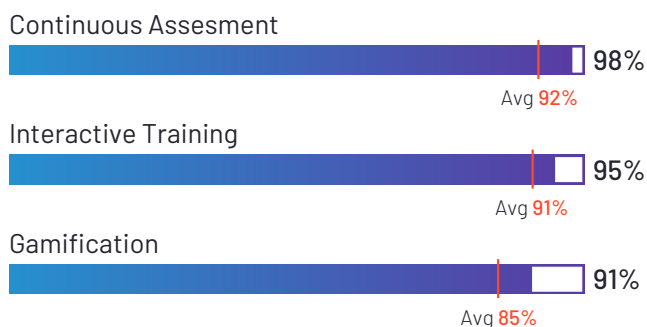


*N/A is displayed when fewer than five responses were received for the question.

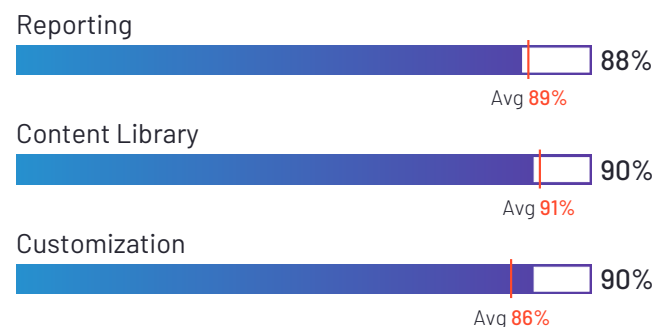
Top Industries Represented



Highest-Rated Features



Lowest-Rated Features



Ownership
Avatao



HQ Location
Budapest, Hungary



Year Founded
2014



Employees (Listed
On LinkedIn)
8



Company Website
avatao.com

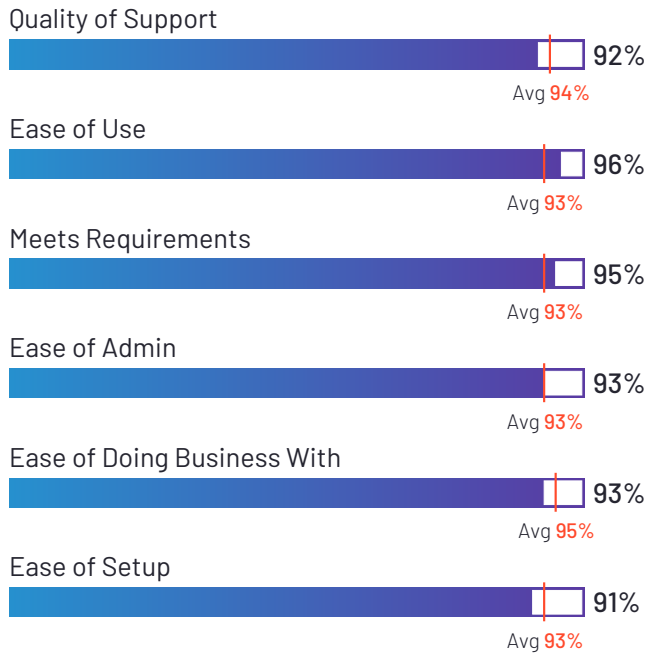


CybeReady Security Awareness Training Platform


4.6 ★★★★★ (63)

CybeReady Security Awareness Training Platform has been named a Niche product based on having a relatively low Satisfaction score and low Market Presence compared to the rest of the category. While they may have positive reviews, they do not have enough reviews to validate those ratings. 95% of users rated it 4 or 5 stars, 96% of users believe it is headed in the right direction, and users said they would be likely to recommend CybeReady Security Awareness Training Platform at a rate of 91%.

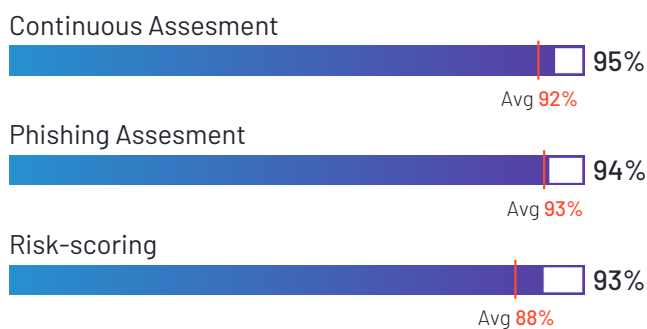
Satisfaction Ratings



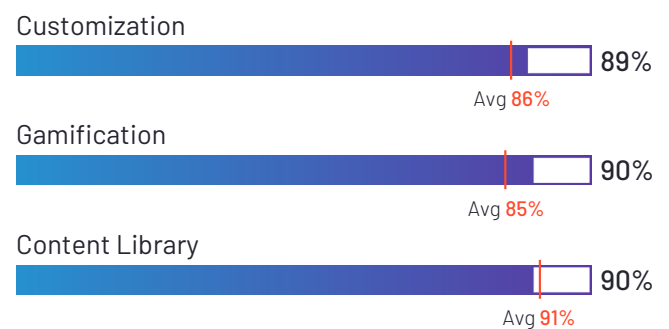
Top Industries Represented



Highest-Rated Features



Lowest-Rated Features



Ownership
CybeReady



HQ Location
Santa Clara, US



Year Founded
2015



Employees (Listed On LinkedIn)
30



Company Website
cybeready.com



Threatcop Security Awareness Training

4.8 ★★★★★ (12)

Threatcop Security Awareness Training has been named a Niche product based on having a relatively low Satisfaction score and low Market Presence compared to the rest of the category. While they may have positive reviews, they do not have enough reviews to validate those ratings. 100% of users rated it 4 or 5 stars, 100% of users believe it is headed in the right direction, and users said they would be likely to recommend Threatcop Security Awareness Training at a rate of 95%.

Satisfaction Ratings

Quality of Support



Ease of Use



Meets Requirements



Ease of Admin



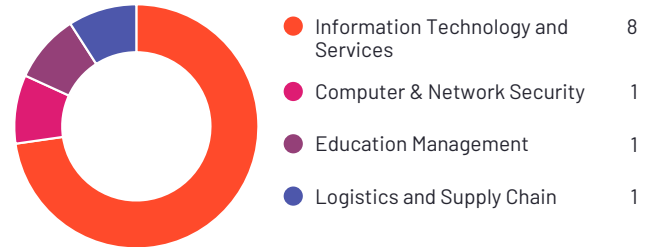
Ease of Doing Business With



Ease of Setup



Top Industries Represented



*N/A is displayed when fewer than five responses were received for the question.



Ownership
Threatcop



HQ Location
Atlanta, US



Year Founded
2012



Employees (Listed On LinkedIn)
62



Company Website
threatcop.com



Haekka

4.5 ★★★★★ (10)

Haekka has been named a Niche product based on having a relatively low Satisfaction score and low Market Presence compared to the rest of the category. While they may have positive reviews, they do not have enough reviews to validate those ratings. 100% of users rated it 4 or 5 stars, 50% of users believe it is headed in the right direction, and users said they would be likely to recommend Haekka at a rate of 89%. Haekka is also in the Microlearning Platforms category.

Satisfaction Ratings

Quality of Support



Ease of Use



Meets Requirements



Ease of Admin



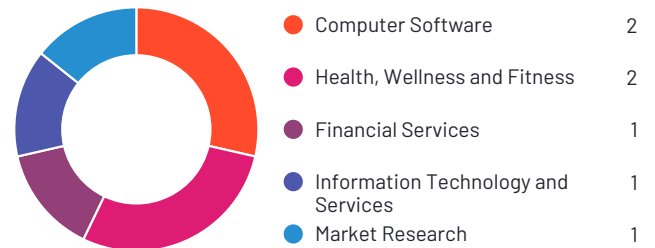
Ease of Doing Business With



Ease of Setup



Top Industries Represented



*N/A is displayed when fewer than five responses were received for the question.



Ownership
Haekka



HQ Location
Distributed, US



Year Founded
2020



Employees (Listed On LinkedIn)
8



Company Website
www.haekka.com



Satisfaction Ratings for Security Awareness Training

G2 reviewers rated software sellers ability to satisfy their needs as shown in the table below.

	Satisfaction		Satisfaction by Category						Net Promoter Score (NPS)
	Likelihood to Recommend	Product Going in Right Direction?	Meets Requirements	Ease of Admin	Ease of Doing Business With	Quality of Support	Ease of Setup	Ease of Use	
KnowBe4 Security Awareness Training	93%	95%	94%	91%	95%	94%	90%	92%	79
Hoxhunt	97%	94%	97%	95%	97%	96%	97%	98%	91
SoSafe	91%	97%	93%	93%	94%	92%	93%	94%	69
Arctic Wolf	93%	91%	94%	92%	94%	95%	93%	93%	81
MetaCompliance Security Awareness Training	91%	95%	91%	88%	95%	96%	88%	89%	73
Hacker Rangers Security Awareness	98%	99%	97%	95%	98%	96%	96%	97%	94
Huntress Managed Security Awareness Training	92%	91%	91%	92%	96%	95%	92%	94%	72
NINJIO Security Awareness	97%	97%	97%	91%	97%	96%	94%	95%	91
Infosec IQ	91%	91%	93%	90%	96%	94%	90%	89%	71
IRONSCALES	96%	96%	93%	94%	97%	94%	95%	95%	94
Immersive Labs	93%	98%	93%	95%	98%	88%	96%	93%	77
usecure	93%	95%	93%	93%	96%	95%	93%	93%	76
Inspired eLearning Powered by VIPRE	88%	94%	93%	90%	94%	94%	86%	90%	60
Webroot Security Awareness Training	89%	91%	92%	95%	97%	92%	93%	96%	63
EasyLlama	97%	97%	98%	97%	98%	97%	98%	97%	92

(Satisfaction Ratings for Security Awareness Training continues on next page)

*N/A is displayed when fewer than five responses were received for the question.

**Net Promoter Score ranges from -100 to +100



Satisfaction Ratings for Security Awareness Training (continued)

G2 reviewers rated software sellers ability to satisfy their needs as shown in the table below.

	Satisfaction		Satisfaction by Category						Net Promoter Score (NPS)
	Likelihood to Recommend	Product Going in Right Direction?	Meets Requirements	Ease of Admin	Ease of Doing Business With	Quality of Support	Ease of Setup	Ease of Use	
Adaptive Security	100%	100%	100%	100%	100%	100%	100%	100%	100
Riot	95%	98%	93%	96%	95%	96%	96%	96%	87
Traliant	90%	92%	95%	96%	96%	96%	97%	94%	64
Pistachio	95%	100%	92%	99%	98%	97%	98%	99%	91
Boxphish	98%	100%	97%	95%	98%	99%	94%	97%	97
Goldphish	97%	99%	96%	98%	97%	97%	96%	97%	91
Phished	89%	99%	93%	90%	92%	92%	89%	91%	62
Global Learning Systems	98%	94%	99%	93%	97%	98%	94%	95%	96
Beauceron Security	95%	91%	97%	95%	100%	100%	96%	91%	90
Trustifi Email Security	98%	100%	97%	100%	100%	98%	98%	94%	100
CyberHoot Cybersecurity Awareness Training	97%	93%	96%	98%	100%	100%	100%	100%	95
Arsen	97%	100%	94%	95%	98%	99%	97%	98%	100
Junglemap	93%	91%	90%	89%	96%	97%	93%	93%	80
Right-Hand Cybersecurity	93%	100%	94%	91%	97%	98%	91%	92%	76
Bastion Technologies	99%	100%	97%	97%	100%	99%	100%	98%	100

(Satisfaction Ratings for Security Awareness Training continues on next page)

*N/A is displayed when fewer than five responses were received for the question.

**Net Promoter Score ranges from -100 to +100



Satisfaction Ratings for Security Awareness Training (continued)

G2 reviewers rated software sellers ability to satisfy their needs as shown in the table below.

	Satisfaction		Satisfaction by Category						Net Promoter Score (NPS)
	Likelihood to Recommend	Product Going in Right Direction?	Meets Requirements	Ease of Admin	Ease of Doing Business With	Quality of Support	Ease of Setup	Ease of Use	
CyberUpgrade	99%	100%	99%	N/A	N/A	99%	100%	98%	100
Carbide	93%	94%	92%	89%	96%	94%	92%	90%	76
Defendify All-In-One Cybersecurity Solution	95%	96%	95%	98%	98%	99%	95%	95%	89
Security Journey	92%	100%	94%	100%	100%	94%	98%	90%	70
cyberconIQ Cyber Awareness Training	97%	100%	100%	91%	98%	98%	93%	95%	90
Phin Security Awareness Training	96%	100%	95%	98%	100%	98%	98%	95%	91
Proofpoint Security Awareness Training	90%	91%	92%	87%	93%	90%	89%	90%	66
SANS Workforce Security and Risk Training	91%	96%	94%	93%	97%	93%	89%	90%	67
Mimecast Security Awareness Training	76%	83%	86%	84%	82%	77%	84%	88%	25
BullPhish ID	85%	88%	90%	88%	89%	89%	87%	86%	52
ISC2	93%	89%	94%	N/A	N/A	82%	88%	87%	75
Barracuda Security Awareness Training	87%	92%	94%	83%	94%	88%	79%	77%	53
Fortra Human Risk Management	88%	87%	88%	85%	89%	90%	85%	88%	60
Symantec Phishing Readiness	88%	83%	79%	N/A	74%	71%	83%	76%	40
Secure Code Warrior	91%	88%	92%	N/A	N/A	95%	98%	94%	75

(Satisfaction Ratings for Security Awareness Training continues on next page)

*N/A is displayed when fewer than five responses were received for the question.

**Net Promoter Score ranges from -100 to +100



Satisfaction Ratings for Security Awareness Training (continued)

G2 reviewers rated software sellers ability to satisfy their needs as shown in the table below.

	Satisfaction		Satisfaction by Category						Net Promoter Score (NPS)
	Likelihood to Recommend	Product Going in Right Direction?	Meets Requirements	Ease of Admin	Ease of Doing Business With	Quality of Support	Ease of Setup	Ease of Use	
PhishingBox	91%	91%	92%	88%	92%	92%	89%	91%	72
ThreatAdvice Cybersecurity Education	81%	82%	88%	N/A	N/A	90%	97%	89%	41
CultureAI	93%	100%	90%	90%	97%	96%	89%	89%	85
Nimblr Security Awareness	91%	97%	90%	91%	93%	90%	88%	94%	76
Hook Security: Security Awareness Training	93%	94%	95%	95%	97%	96%	96%	94%	80
CyberVista	80%	67%	92%	N/A	N/A	88%	N/A	91%	20
Avatao	96%	89%	90%	N/A	N/A	97%	N/A	88%	88
CybeReady Security Awareness Training Platform	91%	96%	95%	93%	93%	92%	91%	96%	79
Threatcop Security Awareness Training	95%	N/A	N/A	N/A	N/A	N/A	N/A	N/A	81
Haekka	89%	N/A	N/A	N/A	N/A	N/A	N/A	N/A	70
Average	93%	94%	93%	93%	95%	94%	93%	93%	77

*N/A is displayed when fewer than five responses were received for the question.

**Net Promoter Score ranges from -100 to +100



Feature Comparison for Security Awareness Training

G2 users have evaluated the following products by feature. Feature ratings are representative of reviewers overall satisfaction with each feature and do not necessarily take into account the breadth of individual product features. The results are shown below.

Assesment

	Continuous Assesment	Phishing Assesment	Baselining
KnowBe4 Security Awareness Training	90%	94%	89%
Hoxhunt	94%	97%	93%
SoSafe	89%	92%	89%
Arctic Wolf	96%	96%	96%
MetaCompliance Security Awareness Training	88%	91%	86%
Hacker Rangers Security Awareness	95%	93%	94%
Huntress Managed Security Awareness Training	91%	93%	85%
NINJIO Security Awareness	94%	92%	92%
Infosec IQ	91%	94%	90%
IRONSCALES	N/A	N/A	N/A
Immersive Labs	100%	100%	92%
usecure	93%	94%	93%
Inspired eLearning Powered by VIPRE	90%	95%	88%
Webroot Security Awareness Training	N/A	N/A	
EasyLlama	98%	95%	96%

(Feature Comparison for Security Awareness Training continues on next page)

*N/A is displayed when fewer than five responses were received for the question.

**A blank box indicates that a seller has selected that they do not offer that feature.

Feature Comparison for Security Awareness Training (continued)

G2 users have evaluated the following products by feature. Feature ratings are representative of reviewers overall satisfaction with each feature and do not necessarily take into account the breadth of individual product features. The results are shown below.

Assesment

	Continuous Assesment	Phishing Assesment	Baselining
Adaptive Security	97%	100%	94%
Riot	95%	96%	91%
Traliant	N/A	N/A	N/A
Pistachio	89%	98%	85%
Boxphish	96%	97%	92%
Goldphish	96%	96%	92%
Phished	91%	92%	86%
Global Learning Systems	91%	92%	91%
Beauceron Security	96%	96%	95%
Trustifi Email Security	N/A	N/A	N/A
CyberHoot Cybersecurity Awareness Training	95%	92%	92%
Arsen	94%	99%	98%
Junglemap	88%	86%	86%
Right-Hand Cybersecurity	88%	90%	88%
Bastion Technologies	99%	100%	99%

(Feature Comparison for Security Awareness Training continues on next page)

*N/A is displayed when fewer than five responses were received for the question.

**A blank box indicates that a seller has selected that they do not offer that feature.

Feature Comparison for Security Awareness Training (continued)

G2 users have evaluated the following products by feature. Feature ratings are representative of reviewers overall satisfaction with each feature and do not necessarily take into account the breadth of individual product features. The results are shown below.

Assesment

	Continuous Assesment	Phishing Assesment	Baselining
CyberUpgrade	93%	96%	96%
Carbide	88%		
Defendify All-In-One Cybersecurity Solution	90%	97%	78%
Security Journey	89%	89%	N/A
cyberconIQ Cyber Awareness Training	93%	91%	95%
Phin Security Awareness Training	100%	100%	
Proofpoint Security Awareness Training	85%	90%	84%
SANS Workforce Security and Risk Training	90%	93%	89%
Mimecast Security Awareness Training	81%	83%	82%
BullPhish ID	87%	90%	86%
ISC2	88%	94%	88%
Barracuda Security Awareness Training	81%	90%	83%
Fortra Human Risk Management	84%	88%	84%
Symantec Phishing Readiness	N/A	N/A	N/A
Secure Code Warrior	98%		94%

(Feature Comparison for Security Awareness Training continues on next page)

*N/A is displayed when fewer than five responses were received for the question.

**A blank box indicates that a seller has selected that they do not offer that feature.



Feature Comparison for Security Awareness Training (continued)

G2 users have evaluated the following products by feature. Feature ratings are representative of reviewers overall satisfaction with each feature and do not necessarily take into account the breadth of individual product features. The results are shown below.

Assesment

	Continuous Assesment	Phishing Assesment	Baselining
PhishingBox	90%	94%	90%
ThreatAdvice Cybersecurity Education	90%	86%	
CultureAI	90%	96%	88%
Nimblr Security Awareness	88%	90%	88%
Hook Security: Security Awareness Training	94%	96%	93%
CyberVista	N/A		N/A
Avatao	98%		
CybeReady Security Awareness Training Platform	95%	94%	93%
Threatcop Security Awareness Training	N/A	N/A	N/A
Haekka	N/A	N/A	N/A
Average	92%	94%	90%

(Feature Comparison for Security Awareness Training continues on next page)

*N/A is displayed when fewer than five responses were received for the question.
**A blank box indicates that a seller has selected that they do not offer that feature.



Feature Comparison for Security Awareness Training (continued)

G2 users have evaluated the following products by feature. Feature ratings are representative of reviewers overall satisfaction with each feature and do not necessarily take into account the breadth of individual product features. The results are shown below.

Training

	Content Library	Interactive Training	Gamification
KnowBe4 Security Awareness Training	89%	89%	84%
Hoxhunt	92%	95%	95%
SoSafe	89%	92%	90%
Arctic Wolf	94%	93%	88%
MetaCompliance Security Awareness Training	89%	89%	82%
Hacker Rangers Security Awareness	95%	96%	96%
Huntress Managed Security Awareness Training	90%	91%	84%
NINJIO Security Awareness	95%	95%	91%
Infosec IQ	90%	89%	86%
IRONSCALES	N/A	N/A	N/A
Immersive Labs	93%	94%	93%
usecure	90%	91%	83%
Inspired eLearning Powered by VIPRE	90%	93%	81%
Webroot Security Awareness Training	N/A	N/A	
EasyLlama	99%	98%	96%

(Feature Comparison for Security Awareness Training continues on next page)

*N/A is displayed when fewer than five responses were received for the question.

**A blank box indicates that a seller has selected that they do not offer that feature.



Feature Comparison for Security Awareness Training (continued)

G2 users have evaluated the following products by feature. Feature ratings are representative of reviewers overall satisfaction with each feature and do not necessarily take into account the breadth of individual product features. The results are shown below.

Training

	Content Library	Interactive Training	Gamification
Adaptive Security	99%	99%	99%
Riot	88%	94%	86%
Traliant	N/A	N/A	N/A
Pistachio	87%	86%	51%
Boxphish	95%	96%	83%
Goldphish	94%	93%	78%
Phished	90%	88%	86%
Global Learning Systems	94%	96%	90%
Beauceron Security	91%	88%	90%
Trustifi Email Security	N/A	N/A	N/A
CyberHoot Cybersecurity Awareness Training	94%	96%	96%
Arsen	92%	88%	75%
Junglemap	85%	86%	73%
Right-Hand Cybersecurity	88%	91%	86%
Bastion Technologies	98%	100%	94%

(Feature Comparison for Security Awareness Training continues on next page)

*N/A is displayed when fewer than five responses were received for the question.

**A blank box indicates that a seller has selected that they do not offer that feature.



Feature Comparison for Security Awareness Training (continued)

G2 users have evaluated the following products by feature. Feature ratings are representative of reviewers overall satisfaction with each feature and do not necessarily take into account the breadth of individual product features. The results are shown below.

Training

	Content Library	Interactive Training	Gamification
CyberUpgrade	96%	89%	93%
Carbide	91%	92%	
Defendify All-In-One Cybersecurity Solution	94%	94%	87%
Security Journey	N/A	86%	89%
cyberconIQ Cyber Awareness Training	96%	96%	91%
Phin Security Awareness Training	90%	95%	
Proofpoint Security Awareness Training	85%	85%	78%
SANS Workforce Security and Risk Training	91%	89%	88%
Mimecast Security Awareness Training	80%	79%	64%
BullPhish ID	86%	87%	
ISC2	86%	84%	76%
Barracuda Security Awareness Training	87%	84%	77%
Fortra Human Risk Management	86%	87%	83%
Symantec Phishing Readiness	N/A	N/A	N/A
Secure Code Warrior	94%	96%	90%

(Feature Comparison for Security Awareness Training continues on next page)

*N/A is displayed when fewer than five responses were received for the question.

**A blank box indicates that a seller has selected that they do not offer that feature.



Feature Comparison for Security Awareness Training (continued)

G2 users have evaluated the following products by feature. Feature ratings are representative of reviewers overall satisfaction with each feature and do not necessarily take into account the breadth of individual product features. The results are shown below.

Training

	Content Library	Interactive Training	Gamification
PhishingBox	88%	88%	83%
ThreatAdvice Cybersecurity Education	87%	84%	82%
CultureAI	88%	86%	83%
Nimblr Security Awareness	83%	89%	72%
Hook Security: Security Awareness Training	89%	92%	
CyberVista	N/A	N/A	
Avatao	90%	95%	91%
CybeReady Security Awareness Training Platform	90%	91%	90%
Threatcop Security Awareness Training	N/A	N/A	N/A
Haekka	N/A	N/A	N/A
Average	91%	91%	85%

(Feature Comparison for Security Awareness Training continues on next page)

*N/A is displayed when fewer than five responses were received for the question.
**A blank box indicates that a seller has selected that they do not offer that feature.

Feature Comparison for Security Awareness Training (continued)

G2 users have evaluated the following products by feature. Feature ratings are representative of reviewers overall satisfaction with each feature and do not necessarily take into account the breadth of individual product features. The results are shown below.

Administration

	Risk-scoring	Customization	White-Labeling	Reporting
KnowBe4 Security Awareness Training	87%	86%	85%	89%
Hoxhunt	93%	89%	88%	94%
SoSafe	88%	84%	86%	88%
Arctic Wolf	96%	90%	84%	95%
MetaCompliance Security Awareness Training	84%	85%	85%	86%
Hacker Rangers Security Awareness	91%	93%	91%	93%
Huntress Managed Security Awareness Training	84%	83%	83%	87%
NINJIO Security Awareness	96%	88%	87%	90%
Infosec IQ	88%	87%	88%	88%
IRONSCALES	N/A	N/A	N/A	N/A
Immersive Labs	87%	88%	90%	90%
usecure	89%	88%	90%	88%
Inspired eLearning Powered by VIPRE		90%	88%	93%
Webroot Security Awareness Training		N/A		N/A
EasyLlama	95%	96%	93%	97%

(Feature Comparison for Security Awareness Training continues on next page)

*N/A is displayed when fewer than five responses were received for the question.

**A blank box indicates that a seller has selected that they do not offer that feature.



Feature Comparison for Security Awareness Training (continued)

G2 users have evaluated the following products by feature. Feature ratings are representative of reviewers overall satisfaction with each feature and do not necessarily take into account the breadth of individual product features. The results are shown below.

Administration

	Risk-scoring	Customization	White-Labeling	Reporting
Adaptive Security	97%	99%	99%	97%
Riot		87%	81%	86%
Traliant	N/A	N/A	N/A	N/A
Pistachio	81%	46%	51%	83%
Boxphish	91%	89%	91%	92%
Goldphish	90%	90%	93%	95%
Phished	89%	86%	84%	86%
Global Learning Systems	88%	94%	91%	96%
Beauceron Security	95%	91%	86%	87%
Trustifi Email Security	N/A	N/A	N/A	N/A
CyberHoot Cybersecurity Awareness Training	90%	93%	100%	90%
Arsen	94%	97%	88%	84%
Junglemap	77%	88%	84%	86%
Right-Hand Cybersecurity	87%	89%	89%	86%
Bastion Technologies	100%	95%	98%	100%

(Feature Comparison for Security Awareness Training continues on next page)

*N/A is displayed when fewer than five responses were received for the question.

**A blank box indicates that a seller has selected that they do not offer that feature.



Feature Comparison for Security Awareness Training (continued)

G2 users have evaluated the following products by feature. Feature ratings are representative of reviewers overall satisfaction with each feature and do not necessarily take into account the breadth of individual product features. The results are shown below.

Administration

	Risk-scoring	Customization	White-Labeling	Reporting
CyberUpgrade	92%	92%	92%	90%
Carbide		87%		90%
Defendify All-In-One Cybersecurity Solution	86%	67%	86%	87%
Security Journey	86%	89%	89%	86%
cyberconIQ Cyber Awareness Training	94%	89%	N/A	88%
Phin Security Awareness Training		90%	98%	86%
Proofpoint Security Awareness Training	83%	82%	83%	83%
SANS Workforce Security and Risk Training	87%	85%	85%	90%
Mimecast Security Awareness Training	71%	79%		76%
BullPhish ID		83%	83%	86%
ISC2	82%	76%	76%	88%
Barracuda Security Awareness Training	86%	81%	79%	83%
Fortra Human Risk Management	82%	82%	83%	80%
Symantec Phishing Readiness	N/A	N/A	N/A	N/A
Secure Code Warrior	88%	90%	94%	90%

(Feature Comparison for Security Awareness Training continues on next page)

*N/A is displayed when fewer than five responses were received for the question.

**A blank box indicates that a seller has selected that they do not offer that feature.



Feature Comparison for Security Awareness Training (continued)

G2 users have evaluated the following products by feature. Feature ratings are representative of reviewers overall satisfaction with each feature and do not necessarily take into account the breadth of individual product features. The results are shown below.

Administration

	Risk-scoring	Customization	White-Labeling	Reporting
PhishingBox	89%	89%	89%	91%
ThreatAdvice Cybersecurity Education	88%	87%	89%	90%
CultureAI	88%	86%	86%	83%
Nimblr Security Awareness	86%	69%	78%	77%
Hook Security: Security Awareness Training	89%	91%	94%	93%
CyberVista	N/A	N/A	N/A	N/A
Avatao		90%		88%
CybeReady Security Awareness Training Platform	93%	89%	93%	93%
Threatcop Security Awareness Training	N/A	N/A	N/A	N/A
Haekka	N/A	N/A	N/A	N/A
Average	88%	86%	87%	89%

*N/A is displayed when fewer than five responses were received for the question.

**A blank box indicates that a seller has selected that they do not offer that feature.

Additional Data for Security Awareness Training

The table below includes a breakdown of the customer segments for each product, as represented by G2 reviewers.

Customers by Size

	Small Business (50 or fewer emp.)	Mid-Market (51-1000 emp.)	Enterprise (>1000 emp.)
KnowBe4 Security Awareness Training	13%	66%	21%
Hoxhunt	4%	23%	74%
SoSafe	14%	51%	34%
Arctic Wolf	13%	69%	18%
MetaCompliance Security Awareness Training	4%	71%	25%
Hacker Rangers Security Awareness	13%	62%	24%
Huntress Managed Security Awareness Training	66%	32%	3%
NINJIO Security Awareness	27%	58%	15%
Infosec IQ	17%	65%	19%
IRONSCALES	18%	54%	28%
Immersive Labs	13%	33%	54%
usecure	60%	35%	4%
Inspired eLearning Powered by VIPRE	13%	71%	16%
Webroot Security Awareness Training	72%	21%	6%
EasyLlama	19%	69%	12%

(Additional Data for Security Awareness Training continues on next page)

*N/A is displayed when data is not publicly available.

Additional Data for Security Awareness Training (continued)

The table below includes a breakdown of the customer segments for each product, as represented by G2 reviewers.

Customers by Size

	Small Business (50 or fewer emp.)	Mid-Market (51-1000 emp.)	Enterprise (>1000 emp.)
Adaptive Security	9%	68%	23%
Riot	11%	79%	10%
Traliant	31%	66%	3%
Pistachio	17%	75%	8%
Boxphish	15%	71%	14%
Goldphish	62%	34%	4%
Phished	39%	48%	13%
Global Learning Systems	17%	63%	21%
Beauceron Security	27%	36%	36%
Trustifi Email Security	30%	60%	10%
CyberHoot Cybersecurity Awareness Training	73%	23%	5%
Arsen	37%	52%	11%
Junglemap	16%	52%	32%
Right-Hand Cybersecurity	21%	59%	21%
Bastion Technologies	67%	33%	0%

(Additional Data for Security Awareness Training continues on next page)

*N/A is displayed when data is not publicly available.

Additional Data for Security Awareness Training (continued)

The table below includes a breakdown of the customer segments for each product, as represented by G2 reviewers.

Customers by Size

	Small Business (50 or fewer emp.)	Mid-Market (51-1000 emp.)	Enterprise (>1000 emp.)
CyberUpgrade	40%	30%	30%
Carbide	82%	15%	3%
Defendify All-In-One Cybersecurity Solution	67%	33%	0%
Security Journey	13%	63%	25%
cyberconIQ Cyber Awareness Training	9%	55%	36%
Phin Security Awareness Training	67%	33%	0%
Proofpoint Security Awareness Training	6%	40%	55%
SANS Workforce Security and Risk Training	10%	55%	35%
Mimecast Security Awareness Training	19%	56%	25%
BullPhish ID	51%	34%	15%
ISC2	33%	58%	8%
Barracuda Security Awareness Training	8%	69%	23%
Fortra Human Risk Management	13%	48%	39%
Symantec Phishing Readiness	20%	40%	40%
Secure Code Warrior	5%	47%	47%

(Additional Data for Security Awareness Training continues on next page)

*N/A is displayed when data is not publicly available.

Additional Data for Security Awareness Training (continued)

The table below includes a breakdown of the customer segments for each product, as represented by G2 reviewers.

Customers by Size

	Small Business (50 or fewer emp.)	Mid-Market (51-1000 emp.)	Enterprise (>1000 emp.)
PhishingBox	34%	51%	15%
ThreatAdvice Cybersecurity Education	24%	58%	18%
CultureAI	12%	49%	39%
Nimblr Security Awareness	38%	56%	6%
Hook Security: Security Awareness Training	42%	53%	5%
CyberVista	50%	25%	25%
Avatao	46%	31%	23%
CybeReady Security Awareness Training Platform	8%	50%	42%
Threatcop Security Awareness Training	27%	73%	0%
Haekka	63%	38%	0%
Average	30%	50%	20%

(Additional Data for Security Awareness Training continues on next page)

*N/A is displayed when data is not publicly available.



Additional Data for Security Awareness Training (continued)

The table below highlights implementation and deployment data as indicated in real user reviews on G2.

Implementation

	Deployment		Implementation Time	Implementation Method				Number of Users Purchased	Contract Term
	Cloud	On-Premises	Avg. Months to Go Live	In-House Team	Seller Services Team	Third-Party Consultant	Don't know	Median Number of Users Bought	Avg. Contract Term (Months)
KnowBe4 Security Awareness Training	78%	22%	1.3	81%	10%	2%	7%	175	21
Hoxhunt	47%	53%	2.8	26%	8%	0%	67%	3750	9
SoSafe	67%	33%	2.2	63%	16%	3%	17%	375	18
Arctic Wolf	66%	34%	2.1	64%	30%	0%	7%	175	23
MetaCompliance Security Awareness Training	79%	21%	1.9	74%	12%	0%	14%	375	23
Hacker Rangers Security Awareness	65%	35%	1.7	60%	20%	3%	18%	175	13
Huntress Managed Security Awareness Training	82%	18%	1.1	90%	2%	1%	7%	17	6
NINJIO Security Awareness	71%	29%	1.2	76%	18%	1%	5%	175	15
Infosec IQ	74%	26%	1.3	75%	12%	4%	9%	175	15
IRONSCALES	91%	9%	0.4	58%	31%	4%	8%	175	16
Immersive Labs	71%	29%	N/A	33%	0%	0%	67%	N/A	N/A
usecure	82%	18%	0.8	83%	11%	1%	5%	17	8
Inspired eLearning Powered by VIPRE	46%	54%	2.2	71%	19%	0%	10%	375	19
Webroot Security Awareness Training	69%	31%	2.0	95%	0%	5%	0%	5	6
EasyLlama	38%	62%	0.8	76%	9%	0%	16%	75	11

(Additional Data for Security Awareness Training continues on next page)

*N/A is displayed when data is not publicly available.



Additional Data for Security Awareness Training (continued)

The table below highlights implementation and deployment data as indicated in real user reviews on G2.

Implementation

	Deployment		Implementation Time	Implementation Method				Number of Users Purchased	Contract Term
	Cloud	On-Premises	Avg. Months to Go Live	In-House Team	Seller Services Team	Third-Party Consultant	Don't know	Median Number of Users Bought	Avg. Contract Term (Months)
Adaptive Security	100%	0%	0.5	93%	7%	0%	0%	275	21
Riot	83%	17%	0.5	73%	24%	0%	4%	175	18
Traliant	38%	62%	1.8	85%	10%	0%	5%	125	16
Pistachio	95%	5%	0.1	95%	0%	5%	0%	175	14
Boxphish	79%	21%	0.9	67%	18%	4%	12%	175	17
Goldphish	63%	37%	0.4	81%	12%	7%	0%	17	7
Phished	92%	8%	0.9	84%	11%	4%	2%	75	16
Global Learning Systems	81%	19%	0.7	73%	13%	0%	13%	175	24
Beauceron Security	90%	10%	0.6	50%	20%	0%	30%	750	15
Trustifi Email Security	100%	0%	0.3	80%	20%	0%	0%	375	22
CyberHoot Cybersecurity Awareness Training	83%	17%	0.3	67%	17%	17%	0%	N/A	N/A
Arsen	74%	26%	0.5	95%	5%	0%	0%	3	11
Junglemap	73%	27%	1.0	51%	37%	0%	12%	175	17
Right-Hand Cybersecurity	81%	19%	0.9	50%	30%	0%	20%	175	20
Bastion Technologies	62%	38%	0.4	100%	0%	0%	0%	7	12

(Additional Data for Security Awareness Training continues on next page)

*N/A is displayed when data is not publicly available.



Additional Data for Security Awareness Training (continued)

The table below highlights implementation and deployment data as indicated in real user reviews on G2.

Implementation

	Deployment		Implementation Time	Implementation Method				Number of Users Purchased	Contract Term
	Cloud	On-Premises	Avg. Months to Go Live	In-House Team	Seller Services Team	Third-Party Consultant	Don't know	Median Number of Users Bought	Avg. Contract Term (Months)
CyberUpgrade	N/A	N/A	N/A	N/A	N/A	N/A	N/A	N/A	N/A
Carbide	73%	27%	3.1	63%	26%	0%	11%	17	12
Defendify All-In-One Cybersecurity Solution	81%	19%	0.6	76%	10%	0%	14%	37	11
Security Journey	60%	40%	0.1	100%	0%	0%	0%	N/A	N/A
cyberconIQ Cyber Awareness Training	70%	30%	2.6	56%	44%	0%	0%	175	17
Phin Security Awareness Training	86%	14%	1.4	86%	14%	0%	0%	37	7
Proofpoint Security Awareness Training	80%	20%	2.1	60%	33%	0%	8%	375	18
SANS Workforce Security and Risk Training	71%	29%	0.6	85%	8%	0%	8%	375	17
Mimecast Security Awareness Training	57%	43%	1.3	100%	0%	0%	0%	N/A	N/A
BullPhish ID	61%	39%	1.6	64%	18%	6%	12%	17	9
ISC2	N/A	N/A	N/A	N/A	N/A	N/A	N/A	N/A	N/A
Barracuda Security Awareness Training	56%	44%	1.2	44%	33%	11%	11%	462	26
Fortra Human Risk Management	73%	27%	2.3	60%	29%	2%	8%	750	20
Symantec Phishing Readiness	40%	60%	1.1	60%	40%	0%	0%	N/A	N/A
Secure Code Warrior	N/A	N/A	N/A	N/A	N/A	N/A	N/A	N/A	N/A

(Additional Data for Security Awareness Training continues on next page)

*N/A is displayed when data is not publicly available.



Additional Data for Security Awareness Training (continued)

The table below highlights implementation and deployment data as indicated in real user reviews on G2.

Implementation

	Deployment		Implementation Time	Implementation Method				Number of Users Purchased	Contract Term
	Cloud	On-Premises	Avg. Months to Go Live	In-House Team	Seller Services Team	Third-Party Consultant	Don't know	Median Number of Users Bought	Avg. Contract Term (Months)
PhishingBox	64%	36%	1.5	78%	11%	2%	9%	37	14
ThreatAdvice Cybersecurity Education	N/A	N/A	N/A	N/A	N/A	N/A	N/A	N/A	N/A
CultureAI	90%	10%	1.9	86%	6%	3%	6%	375	16
Nimblr Security Awareness	82%	18%	0.6	73%	17%	10%	0%	125	19
Hook Security: Security Awareness Training	85%	15%	0.5	81%	15%	0%	4%	56	14
CyberVista	N/A	N/A	N/A	N/A	N/A	N/A	N/A	N/A	N/A
Avatao	N/A	N/A	N/A	N/A	N/A	N/A	N/A	N/A	N/A
CybeReady Security Awareness Training Platform	80%	20%	2.7	48%	35%	4%	13%	750	22
Threatcop Security Awareness Training	N/A	N/A	N/A	N/A	N/A	N/A	N/A	N/A	N/A
Haekka	N/A	N/A	N/A	N/A	N/A	N/A	N/A	N/A	N/A

(Additional Data for Security Awareness Training continues on next page)

*N/A is displayed when data is not publicly available.

Additional Data for Security Awareness Training (continued)

The table below highlights the average user adoption of each product as indicated in real user reviews on G2.

User Adoption and Return on Investment (ROI)

	User Adoption	Payback Period
	Average User Adoption	Estimated ROI (payback period in months)
KnowBe4 Security Awareness Training	87%	14
Hoxhunt	78%	12
SoSafe	75%	15
Arctic Wolf	90%	17
MetaCompliance Security Awareness Training	71%	14
Hacker Rangers Security Awareness	66%	13
Huntress Managed Security Awareness Training	62%	2
NINJIO Security Awareness	84%	14
Infosec IQ	76%	16
IRONSCALES	90%	5
Immersive Labs	N/A	N/A
usecure	78%	7
Inspired eLearning Powered by VIPRE	89%	19
Webroot Security Awareness Training	49%	8
EasyLlama	89%	11

(Additional Data for Security Awareness Training continues on next page)

*N/A is displayed when data is not publicly available.

Additional Data for Security Awareness Training (continued)

The table below highlights the average user adoption of each product as indicated in real user reviews on G2.

User Adoption and Return on Investment (ROI)

	User Adoption	Payback Period
	Average User Adoption	Estimated ROI (payback period in months)
Adaptive Security	98%	2
Riot	83%	9
Traliant	90%	21
Pistachio	85%	4
Boxphish	86%	6
Goldphish	77%	5
Phished	76%	10
Global Learning Systems	95%	4
Beauceron Security	92%	2
Trustifi Email Security	96%	9
CyberHoot Cybersecurity Awareness Training	88%	N/A
Arsen	90%	3
Junglemap	75%	9
Right-Hand Cybersecurity	81%	6
Bastion Technologies	76%	5

(Additional Data for Security Awareness Training continues on next page)

*N/A is displayed when data is not publicly available.

Additional Data for Security Awareness Training (continued)

The table below highlights the average user adoption of each product as indicated in real user reviews on G2.

User Adoption and Return on Investment (ROI)

	User Adoption	Payback Period
	Average User Adoption	Estimated ROI (payback period in months)
CyberUpgrade	N/A	N/A
Carbide	75%	11
Defendify All-In-One Cybersecurity Solution	81%	14
Security Journey	95%	N/A
cyberconIQ Cyber Awareness Training	66%	6
Phin Security Awareness Training	72%	6
Proofpoint Security Awareness Training	80%	15
SANS Workforce Security and Risk Training	72%	5
Mimecast Security Awareness Training	91%	N/A
BullPhish ID	48%	8
ISC2	N/A	N/A
Barracuda Security Awareness Training	64%	20
Fortra Human Risk Management	78%	12
Symantec Phishing Readiness	38%	N/A
Secure Code Warrior	N/A	N/A

(Additional Data for Security Awareness Training continues on next page)

*N/A is displayed when data is not publicly available.



Additional Data for Security Awareness Training (continued)

The table below highlights the average user adoption of each product as indicated in real user reviews on G2.

User Adoption and Return on Investment (ROI)

	User Adoption	Payback Period
	Average User Adoption	Estimated ROI (payback period in months)
PhishingBox	76%	14
ThreatAdvice Cybersecurity Education	N/A	N/A
CultureAI	73%	13
Nimblr Security Awareness	77%	14
Hook Security: Security Awareness Training	83%	6
CyberVista	N/A	N/A
Avatao	N/A	N/A
CybeReady Security Awareness Training Platform	89%	20
Threatcop Security Awareness Training	N/A	N/A
Haekka	N/A	N/A
Average	79%	10

(Additional Data for Security Awareness Training continues on next page)

*N/A is displayed when data is not publicly available.

Additional Data for Security Awareness Training (continued)

The table below highlights third-party market presence data used to inform the G2's Market Presence Score that highlights each products impact and influence in the category.

Market Presence

	Seller Name	Year Founded	Employees on LinkedIn (Seller)	LinkedIn Followers
KnowBe4 Security Awareness Training	KnowBe4, Inc.	2010	2,177	310,052
Hoxhunt	Hoxhunt	2016	213	9,934
SoSafe	SoSafe	2018	643	24,039
Arctic Wolf	Arctic Wolf Networks	2012	3,131	117,400
MetaCompliance Security Awareness Training	MetaCompliance	2005	237	13,480
Hacker Rangers Security Awareness	Hacker Rangers	2011	36	17,449
Huntress Managed Security Awareness Training	Huntress Labs	2015	696	94,452
NINJIO Security Awareness	NINJIO	2015	76	9,738
Infosec IQ	Infosec	2004	269	31,707
IRONSCALES	IRONSCALES	2014	162	18,994
Immersive Labs	Immersive Labs	2017	369	30,810
usecure	usecure	2016	55	6,683
Inspired eLearning Powered by VIPRE	VIPRE Security	1994	222	6,528
Webroot Security Awareness Training	Webroot	1997	262	24,903
EasyLlama	EasyLlama	2019	50	7,854

(Additional Data for Security Awareness Training continues on next page)

*N/A is displayed when data is not publicly available.



Additional Data for Security Awareness Training (continued)

The table below highlights third-party market presence data used to inform the G2's Market Presence Score that highlights each products impact and influence in the category.

Market Presence

	Seller Name	Year Founded	Employees on LinkedIn (Seller)	LinkedIn Followers
Adaptive Security	Adaptive Security	2024	88	7,566
Riot	Riot	2020	142	7,716
Traliant	Traliant	2016	158	14,218
Pistachio	Pistachio		121	3,606
Boxphish	Boxphish	2018	37	2,326
Goldphish	Goldphish	2017	10	4,169
Phished	Phished	2018	72	6,601
Global Learning Systems	Global Learning Systems	2000	25	1,590
Beauceron Security	Beauceron Security	2016	48	4,199
Trustifi Email Security	Trustifi	2005	27	1,841
CyberHoot Cybersecurity Awareness Training	CyberHoot	2015	8	762
Arsen	Arsen	2021	19	1,503
Junglemap	Junglemap	2002	43	3,517
Right-Hand Cybersecurity	Right-Hand Cybersecurity	2019	44	6,333
Bastion Technologies	Bastion Technologies	2022	19	7,406

(Additional Data for Security Awareness Training continues on next page)

*N/A is displayed when data is not publicly available.

Additional Data for Security Awareness Training (continued)

The table below highlights third-party market presence data used to inform the G2's Market Presence Score that highlights each products impact and influence in the category.

Market Presence

	Seller Name	Year Founded	Employees on LinkedIn (Seller)	LinkedIn Followers
CyberUpgrade	CyberUpgrade	2023	29	1,855
Carbide	Carbide	2016	29	2,528
Defendify All-In-One Cybersecurity Solution	Defendify	2017	36	2,364
Security Journey	Security Journey	2016	55	6,024
cyberconIQ Cyber Awareness Training	cyberconIQ	2019	13	1,050
Phin Security Awareness Training	Phin Security	2019	27	4,563
Proofpoint Security Awareness Training	Proofpoint	2002	4,845	168,847
SANS Workforce Security and Risk Training	SANS Institute	1989	1,685	341,758
Mimecast Security Awareness Training	Mimecast	2003	2,526	108,165
BullPhish ID	Kaseya	2000	5,369	175,666
ISC2	(ISC)² – International Information System Security Certification Consortium	1989	1,137	433,900
Barracuda Security Awareness Training	Barracuda	2002	2,158	73,491
Fortra Human Risk Management	Fortra	1982	1,643	41,525
Symantec Phishing Readiness	Broadcom	1991	58,028	536,447
Secure Code Warrior	Secure Code Warrior	2015	222	17,010

(Additional Data for Security Awareness Training continues on next page)

*N/A is displayed when data is not publicly available.

Additional Data for Security Awareness Training (continued)

The table below highlights third-party market presence data used to inform the G2's Market Presence Score that highlights each products impact and influence in the category.

Market Presence

	Seller Name	Year Founded	Employees on LinkedIn (Seller)	LinkedIn Followers
PhishingBox	PhishingBox	2013	23	2,058
ThreatAdvice Cybersecurity Education	NXTsoft		71	3,901
CultureAI	CultureAI	2015	53	4,746
Nimblr Security Awareness	Nimblr	2018	70	2,745
Hook Security: Security Awareness Training	Hook Security	2019	18	4,493
CyberVista	N2K		34	3,548
Avatao	Avatao	2014	8	1,055
CybeReady Security Awareness Training Platform	CybeReady	2015	30	6,689
Threatcop Security Awareness Training	Threatcop	2012	62	12,993
Haekka	Haekka	2020	8	416

*N/A is displayed when data is not publicly available.